



Monitoring and Evaluation Framework

October 2020

About this document

In 2016, the second program evaluation of the FCPF outlined several recommendations for strengthening the FCPF's M&E Framework. This document presents the further revised M&E framework, adopted by the FCPF in May 2019 since the last revision in March 2018. The document contains:

- Updated FCPF results framework, including updated **baselines, milestones and targets,**
- Updated **Indicator-by-indicator overview and reporting guidance** including updated rationale for indicators, data sources, measurement approaches, and reporting responsibilities
- An FCPF **evaluation plan**
- An updated **Annex 4**, related to questions for integration into the ER Monitoring Report Template that is currently under development.

Contents

1.0	Introduction.....	3
1.1	Main revisions.....	3
1.2	Maintaining the framework.....	4
2.0	Results Chain.....	5
3.0	Results Framework.....	6
4.0	Overview of monitoring and reporting processes.....	15
5.0	Indicator-by-indicator monitoring guidance.....	16
5.1	Impact and overarching outcome level indicators.....	16
5.2	Outcome Area 1 indicators.....	20
5.3	Outcome Area 2 indicators.....	23
5.4	Outcome Area 3 indicators.....	28
5.5	Outcome Area 4 indicators.....	32
6.0	Evaluation plan.....	36
6.1	Original evaluation plan.....	36
6.2	Future evaluations and learning activities plan.....	36
	Annex 1: Lead responsibilities for indicator monitoring, organised by FCPF stakeholder.....	40
	Annex 2: Comparison of original (2013) and revised (2017) results chain.....	44
	Annex 3: RF REDD+ Country Participants Progress Report Template.....	46
	Annex 4: Questions for integration within ER Monitoring Report Template.....	53
	Annex 5: Questions for integration within CBP Reporting Template.....	56
	Annex 6: Questions for integration within FCPF learning activity monitoring templates.....	57
	Annex 7: Glossary of FCPF and REDD+ terminology.....	58

Acronyms

BUR	Biennial Update Report (UNFCCC)
CBP	Capacity Building Program (FCPF)
CF	Carbon Fund (FCPF)
CSO	Civil Society Organization
ER	Emission reductions
ERPA	Emissions Reduction Payment Agreement (FCPF Carbon Fund)
ERPD	Emissions Reduction Program Document (FCPF Carbon Fund)
ER-PIN	Emissions Reduction Program Interest Note (FCPF Carbon Fund)
FCPF	Forest Carbon Partnership Facility
FMT	Facility Management Team (FCPF)
IP	Indigenous Peoples
M&E	Monitoring and evaluation
MRV	Monitoring, reporting and verification
NDC	Nationally Determined Contributions (UNFCCC)
PA	Participants Assembly (FCPF)
PC	Participants Committee (FCPF)
REDD	Reducing Emissions from Deforestation and Forest Degradation
RF	Readiness Fund (FCPF)
R-PP	Readiness Preparedness Proposal (FCPF)
SIS	Safeguards Information System
TAP	Technical Advisory Panel (FCPF)
UNFCCC	United Nations Framework Convention on Climate Change

1.0 Introduction

The FCPF's monitoring and evaluation (M&E) framework provides the basis for monitoring, measuring and reporting on the FCPF's overall performance, and on progress against the Facility's expected results. The M&E framework comprises the following components:

- A **results framework**, which presents the logic underpinning the FCPF, in turn outlining:
 - The FCPF's **expected results** (the changes the FCPF aims to deliver - impacts, outcomes, outputs)
 - The performance **indicators** used to measure progress against each of these expected results
 - (**Updated**) **baselines, milestones and targets** for each indicator
 - **Data sources and monitoring responsibilities** for each indicator
 - **Assumptions** that underpin the FCPF's overall logic model
- **Reporting guidance** outlining how progress against indicators and results should be measured
- A set of **progress reporting templates** for REDD+ Country Participants and other FCPF stakeholders
- **The future FCPF Evaluations plan**, including how individual evaluations / studies will support monitoring and measurement of specific FCPF indicators and results

Since its adoption in 2013, the framework has been used to guide routine progress reporting by REDD+ Country Participants, Delivery Partners and the Facility Management Team (FMT). However, the framework was always intended as a 'living' document that should respond to the FCPF's changing monitoring needs, and to broader developments in global REDD+ standards. Based on feedback from FCPF stakeholders and independent analysis, the second program evaluation of the FCPF (2016) recommended that some revisions and updates be made to the framework, so as to bring it in line with the FCPF's changing operational environment. In response to those evaluation recommendations – and based on additional research and consultation with FCPF stakeholders – the following document presents the revised M&E framework, as adopted by the FCPF in May 2019. This follows on from the revision posted publicly in March 2018.

1.1 Main revisions

This revised M&E framework features several key differences compared to the previous (March 2018) framework:

- **Revised indicators:** building on the experience of implementing and monitoring the FCPF since 2013 (and taking into account the revised results) the framework's indicators have been refined, with new indicators introduced where appropriate.
 - **Baselines, milestones and targets:** indicators were updated where relevant. There are five outstanding indicators with milestones and targets still to be set. These are primarily linked to the indicators being directly linked to the Carbon Fund or require additional data capture that will commence shortly.
 - **Indicator-by-indicator Monitoring guidance:** update for clarity and to provide additional information. Section 5.0 has been updated.
- **Revised evaluation plan:** based on several changes since the original evaluation plan, options/ a 'menu' for future evaluations and learning activities was proposed in the March 2018 revision. This has been converted into a plan for evaluations going forward.
- **Revised Annex 4:** As further development of the ER Monitoring Report Template takes place additional information and updates have been provided on the frequency of reporting for the relevant indicators.

1.2 Maintaining the framework

As above, the framework should be considered a 'living' document that is responsive to the changing context and priorities of the FCPF, and of REDD+ more broadly. If important, emerging metrics are not covered by the existing framework, then indicators should be introduced accordingly. Conversely, if it transpires that existing indicators are not helping to improve understanding of FCPF performance, then they should be adjusted or even replaced. Similarly, each indicator's milestones and targets may need to be adjusted, depending on the Facility's progress. As indicators are amended, it may also be necessary to adjust reporting templates and evaluation plans to ensure that appropriate and adequate data continues to be gathered.

Ideally, the framework should be reviewed internally by the FMT soon after every annual reporting cycle. This is the most opportune moment to reflect on:

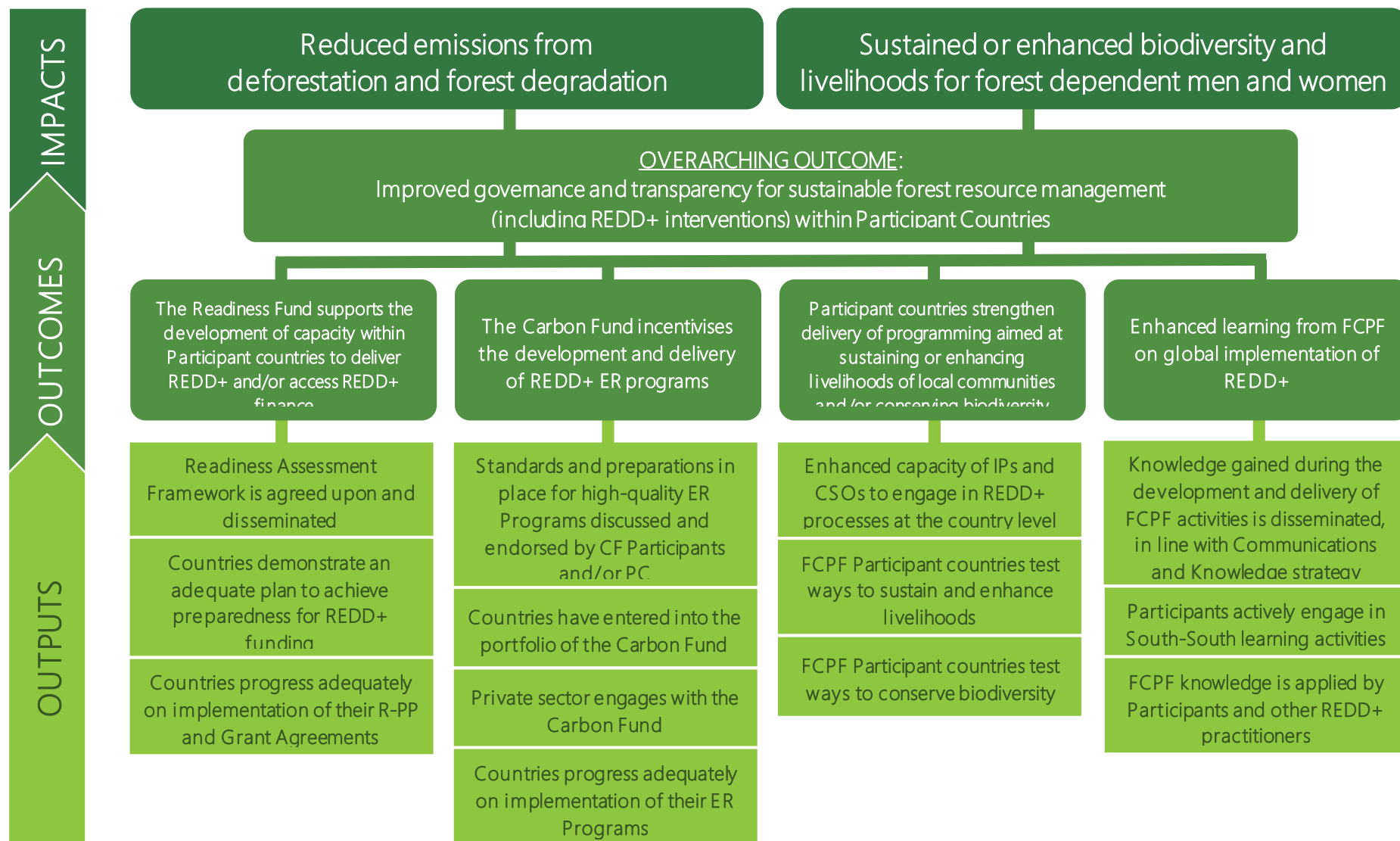
- The suitability and usefulness of indicators
- The quality of data being generated through reporting mechanisms
- How realistic milestones and targets are
- Assess the assumptions used to determine the milestones and targets.
- Any potential amendments identified by the FMT (or indeed other stakeholders) should then be proposed to – and approved by the Participant's Committee.

Some indicators will be updated at a later date:

Indicator	Reason
1.2.A	Indicator will be updated once data is available as the Benefit Sharing Plans are approved (up to one year after ERPA signature)
2D	Indicator will be updated once data is available as the Benefit Sharing Plans are approved (up to one year after ERPA signature)

2.0 Results Chain

The below diagram summarizes the FCPF’s expected results, including the logical ‘flow’ from outputs to outcomes to impacts.



3.0 Results Framework

The FCPF Results Framework outlines how the FCPF's expected **results** will be monitored, specifying the **indicators** that will be used to measure progress against each result. For each indicator, the Results Framework also details the indicator's **baseline** (starting point), its time-bound **milestones and targets**, the **data sources** that should be used to gather evidence, and the FCPF stakeholders that have lead **responsibility** for monitoring and reporting on progress against each indicator. The logical **assumptions** underpinning each FCPF result are also listed.

	Baseline	Milestone 1	Milestone 2	Milestone 3	Target
Readiness Fund	FY08	FY19	FY21	n/a	FY23
Carbon Fund	FY11	FY19	FY21	FY23	FY26

Result	Indicator	Baseline FY11	Milestone			Target FY26	Sources (Monitoring Responsibility)	Assumptions
			FY19	FY21	FY23			
IMPACT 1: Reduced emissions from deforestation and forest degradation	I.1.A: Number of tons of CO ₂ e emission reductions and removals through CF ER programs (t CO ₂ e)	0	Nil	14 million	47 million	170 million	CF MRV (CF REDD+ Country Participants, aggregation by FMT)	REDD+ processes and projects deliver reduced emissions and/or increased removals
	I.1.B: Number of tons of CO ₂ e emission reductions and removals through REDD+ interventions in all FCPF supported countries (t CO ₂ e)	0	(No targets (indicator reported on annually))				NDCs / BURs (aggregation by FMT)	US\$5/t CO ₂ e based on US\$850 million funding
	I.1.C: Total forest area re/afforested or restored through CF supported interventions (ha)	0	n/a			18.5 million	CF MRV (CF REDD+ Country Participants, aggregation by FMT)	Total forest area taken from estimations in the ERPDs (where available)
IMPACT 2: Sustained or enhanced biodiversity and livelihoods for forest dependent men and women	I.2.A: Number of people receiving monetary and/or non-monetary benefits through CF programs (disaggregated by gender)	0	TBD	TBD	TBD	TBD	ERPDs; ER Monitoring Reports (CF REDD+ Country Participants)	REDD+ processes support the development of programmes that sustain or enhance livelihoods and/or conserve biodiversity
	I.2.B: Amount of protected or conserved areas included in CF programs, if relevant (ha)	0	n/a			7.7 million	ERPDs; ER Monitoring Reports (CF REDD+ Country Participants)	Total forest area taken from

						estimations in the ERPDs (where available)
--	--	--	--	--	--	--

Result	Indicator	Baseline FY08	Milestone		Target FY23	Sources (Monitoring Responsibility)	Assumptions
			FY19	FY21			
OVERARCHING OUTCOME: Improved governance and transparency for sustainable forest resource management (including from REDD+ interventions) within Participant Countries	OV.1.A: Extent to which FCPF has influenced REDD+ Country Participants' national approaches to sustainable forest resource management (including among women, women's groups, IPs, CSOs, local communities)	No targets (qualitative progress measured through evaluation)				Periodic 'Influence' evaluation	Sustained political commitment to REDD+ REDD+ processes support improved governance, increase transparency, and foster more cases of sustainable forest resource management
	OV.1.B: Number of FCPF supported countries that have in place a National REDD+ Strategy, FREL/FRL, NFMS and SIS	0	8	16	16	REDD+ Country Participant progress reports; NDCs / BURs (REDD+ Country Participants, aggregation by FMT)	Substantive multi-stakeholder participation (including women, IPs, CSO, local communities) improves governance, increases transparency and results in more area under sustainable forest resource management
OUTCOME 1: The Readiness Fund supports the development of capacity within Participant countries to deliver REDD+ and/or access REDD+ finance	1.A: Number of R-Packages endorsed by PC	0	19	26	26	PC Documentation (FMT)	Systems and capacities developed through the RF process remain in place to deliver REDD+ in the long term
	1.B: Amount of finance mobilized to support the REDD+ Readiness process (disaggregated by public, private, grants, loans)	No targets (indicator reported on annually)				REDD+ Country Participant progress reports (REDD+ Country Participants, aggregation by FMT)	

	1.C: Amount of REDD+ ER payments secured by countries with endorsed R-Packages through non-FCPF ER schemes	No targets (indicator measured through external evaluation)	External evaluation	Sufficient REDD+ finance / incentives are available to meet country demands
--	--	--	---------------------	---

Result	Indicator	Baseline FY08	Milestone		Target FY23	Sources (Monitoring Responsibility)	Assumptions
			FY19	FY21			
OUTPUT 1.1: Readiness Assessment Framework is agreed upon and disseminated	1.1: Existence of published assessment framework on readiness package	No	Yes	Yes	Yes	FCPF Documentation (FMT)	The RF process builds systems and capacities that are sufficient for developing and managing REDD+ projects
OUTPUT 1.2: Countries demonstrate an adequate plan to achieve preparedness for REDD+ funding	1.2.a: Number of R-PPs endorsed by PC	0	46	46	46	PC Documentation (FMT)	
	1.2.b: Number of Readiness Preparation Grant agreements signed	0	45	45	45	PC Documentation (FMT)	
	1.2.c: Value of grant allocations, before signing	\$0	\$309 million	\$309 million	\$309 million	PC Documentation (FMT)	
	1.2.d: Value of signed grants	\$0	\$304 million	\$309 million	\$309 million	PC Documentation (FMT)	
OUTPUT 1.3: Countries progress adequately on implementation of their R-PP and Grant Agreements	1.3.a: Number of REDD+ Participant countries that present mid-term progress (MTRs) reports	0	39	40	40	Participant progress reports (REDD+ Country Participants)	The political and socio-economic context in Participant countries remains stable enough to support development and delivery of R-Packages
	1.3.b: Number of REDD+ Participant countries that have completed R-PP Component 1: Organize and Consult ¹	0	30	37	37	Participant progress reports (REDD+ Country Participants)	
	1.3.c: Number of REDD+ Participant countries that have completed R-PP Component 2: Prepare the REDD+ Strategy ²	0	16	30	30	Participant progress reports (REDD+ Country Participants)	
	1.3.d: Number of REDD+ Participant countries that have	0	33	40	40	Participant progress reports	

¹ Determined by a weighting of responses (1 to 5) from the Annual Country Progress Report of countries with average rating of at least 4/green (Significant progress).

² Determined by a weighting of responses (1 to 5) from the Annual Country Progress Report of countries with average rating of at least 4/green (Significant progress).

	completed R-PP Component 3: Develop a National FREL					(REDD+ Country Participants)	
	1.3.e: Number of REDD+ Participant countries that have completed R-PP Component 4: Design systems for National Forest Monitoring and Information on Safeguards	0	18	25	25	Participant progress reports (REDD+ Country Participants)	
	1.3.f: Readiness Fund disbursement rate	Via World Bank: \$0 (0% of signed grants) Via Delivery Partners: \$0 (0% of signed grants)	Via World Bank: \$176 million (60% of signed grants) Via Delivery Partners: \$30 million (60% of signed grants)	Via World Bank: \$246 million (95% of signed grants) Via Delivery Partners: \$63 million (95% of signed grants)	Via World Bank: \$246 million (95% of signed grants) Via Delivery Partners: \$63 million (95% of signed grants)	FCPF Financial Monitoring Systems (FMT)	

Result	Indicator	Baseline FY11	Milestone			Target FY26	Sources (Monitoring Responsibility)	Assumptions
			FY19	FY21	FY23			
OUTCOME 2: The Carbon Fund incentivizes the development and delivery of REDD+ ER programs	2.A: Number of tons of CO ₂ e emission reductions and removals committed through signed ERPAs (t CO ₂ e)	0	50 million	170 million	170 million	170 million	ERPAs (Aggregation by FMT)	All ERPAs will be signed by FY21 hence no change in the number of tons for Milestone FY23 or Target FY26
	2.B: Amount of finance mobilized to support delivery of CF ER programs (disaggregated by public, private, ERPs, grants, loans, equity)	No targets (indicator reported on annually)					ER Monitoring Reports (CF REDD+ Country Participants, aggregation by FMT)	
	2.C: Amount of REDD+ ER payments secured by CF countries through non-FCPF ER schemes	No targets (indicator reported on annually)					ER Monitoring Reports (CF REDD+ Country Participants, aggregation by FMT)	Financial and/or non-financial incentives are sufficient for Participants to develop and deliver REDD+ projects Multi-stakeholder groups (particularly women's groups, IPs,

								CSOs, local communities) remain engaged with and supportive of REDD+
	2.D: % of monetary benefits from CF programs shared with beneficiaries (disaggregated by gender, CSOs, IPs, Local Communities)	0%	0%	TBD	TBD	TBD	ER Monitoring Reports (CF REDD+ Country Participants)	

Result	Indicator	Baseline FY08/FY11	Milestone		Target RF/ Milestone CF	Target CF FY26	Sources (Monitoring Responsibility)	Assumptions
			FY19	FY21	FY23			
OUTPUT 2.1: Standards and preparations in place for high-quality ER Programs discussed and endorsed by CF Participants and/or PC	2.1.a: Standards and management tools discussed and endorsed by CF participants and/or PC for ER programs including: a) Methodological Framework and Pricing Approach b) Business processes (ER-PIN, ERPD, ERPA) c) Legal documents (General conditions, ERPA term sheet)	No	Yes	Yes	Yes	Yes	FCPF Documentation (FMT)	Participant countries have the necessary capacity and resources to meet all the requirements and standards of the Methodological Framework Incentives are sufficient to attract private sector engagement (including financial investment) in REDD+
	2.1.b: Development of CF approach to registries	0 (FY11)	Research & guidance published, Options tested for centralised and country registries	CF registry approach endorsed & implemented	CF registry approach endorsed & implemented	CF registry approach endorsed & implemented	CF Meeting Documentation (FMT)	
OUTPUT 2.2: Countries have entered into the portfolio of the Carbon Fund	2.2.a: Number of early ideas presented by countries to the CF	0 (FY11)	24	24	24	24	CF Meeting Documentation (FMT)	
	2.2.b: Number of ER-PINs presented by countries to the CF	0 (FY11)	20	20	20	20	CF Meeting Documentation	
	2.2.c: Number of countries invited into the CF pipeline	0 (FY11)	19	19	19	19	CF Meeting Documentation	

	2.2.d: Number of countries signing a CF Letter of Intent	0 (FY11)	19	19	19	19	(FMT)	
	2.2.e: Number of ERPDs presented by countries to the CF	0 (FY08)	16	16	16	16	CF Meeting Documentation (FMT)	
	2.2.f: Number of countries accepted into CF portfolio	0 (FY08)	14	16	16	16	CF Meeting Documentation (FMT)	
	2.2.g: Number of countries that have signed an ERPA with the CF	0 (FY08)	5	16	16	16	CF Meeting Documentation (FMT)	
OUTPUT 2.3: Private sector engages with the Carbon Fund	2.3.a: Extent to which CF programs influence private sector engagement with low / zero deforestation and REDD+ processes	No targets (qualitative progress measured through evaluation)					Periodic 'Influence' evaluation	
	2.3.b: Number of formal partnerships between CF programs and private sector entities (disaggregated by financial, non-financial)	0 (FY11)	5	8	10	10	ER Monitoring Reports (CF REDD+ Country Participants, aggregation by FMT)	
OUTPUT 2.4: Countries progress adequately on implementation of their ER Programs	2.4.a: Number of completed CF programs	0 (FY11)	0	0	0	15	ER Monitoring Reports (CF REDD+ Country Participants, aggregation by FMT)	
	2.4.b: % of CF program budgets (as per ERPD) covered by secured finance	No targets	(indicator reported on annually)	n/a	n/a	100%	ERPDS; ER Monitoring Reports (CF REDD+ Country Participants, aggregation by FMT)	
	2.4.c: Actual ERs purchased by CF as % of originally committed ERs (as per ERPA)	n/a (FY11)	n/a	9%	29%	60%	ERPDS; ER Monitoring Reports (CF REDD+ Country Participants, aggregation by FMT)	

Result	Indicator	Baseline FY08/FY11	Milestone		Target RF/ Milestone CF	Target CF FY26	Sources (Monitoring Responsibility)	Assumptions
			FY19	FY21	FY23			

OUTCOME 3: Participant countries strengthen delivery of programming aimed at sustaining or enhancing livelihoods of local communities and/or conserving biodiversity	3.A: Extent to which FCPF processes support Participant country efforts to sustain and enhance livelihoods within REDD+ intervention areas	No targets (qualitative progress measured through evaluation)					External 'non-carbon benefits' evaluation	A sufficient number of CF Participants develop and deliver projects that explicitly aim to sustain or enhance livelihoods and/or conserve biodiversity
	3.B: Extent to which FCPF processes support Participant country efforts to conserve biodiversity within REDD+ intervention areas	No targets (qualitative progress measured through evaluation)					External 'non-carbon benefits' evaluation	

OUTPUT 3.1: Enhanced capacity of IPs and CSOs to engage in REDD+ processes at the country level	3.1.a: Number of participants in Capacity Building Program-funded activities (disaggregated by gender, CSOs, IPs)	0 (FY08)	54,500 (of which 24,525 female 42,700 CSO 11,800 IPs)	68,100 (of which 30,645 female 55,100 CSO 13,000 IPs)	68,100 (of which 30,645 female 55,100 CSO 13,000 IPs)	n/a	Capacity Building Program Monitoring Reports (Capacity Building Program Delivery Partners)	Capacity Building Program activities are targeted at appropriate stakeholders, and reach a sufficient amount of stakeholders
	3.1.b: % of participants in Capacity Building Program -funded activities indicating that: – they have more confidence to engage with REDD+ processes – they will definitely increase their engagement with REDD+ processes (reported disaggregated by gender, CSOs, IPs)	n/a	50	60	70	75	Capacity Building Program Monitoring Reports (Capacity Building Program Delivery Partners)	Participants in Capacity Building Program activities are able to subsequently engage in REDD+ processes
OUTPUT 3.2: FCPF Participant countries test ways to sustain and enhance livelihoods	3.2.a: Number of CF programs that test ways to sustain and enhance livelihoods	0 (FY11)	4	9	14	16	ERPDS; ER Monitoring Reports (CF REDD+ Country Participants)	REDD+ processes are conducive to the sustaining and enhancing of livelihoods
	3.2.b: Number of RF REDD+ Country Participants whose REDD+ Strategies include activities that directly aim to sustain and enhance livelihoods	0 (FY08)	39	44	44	n/a	Participant progress reports; National REDD+ Strategies (REDD+ Country Participants)	REDD+ processes are conducive to the conserving of biodiversity
OUTPUT 3.3:	3.3.a: Number of CF programs that test ways to conserve biodiversity	0 (FY11)	14	16	16	16	ERPDS; ER Monitoring Reports	

FCPF Participant countries test ways to conserve biodiversity							(CF REDD+ Country Participants)
	3.3.b: Number of RF REDD+ Country Participants whose REDD+ Strategies include activities that directly aim to conserve biodiversity	0 (FY08)	39	44	44	n/a	Participant progress reports; National REDD+ Strategies (REDD+ Country Participants)

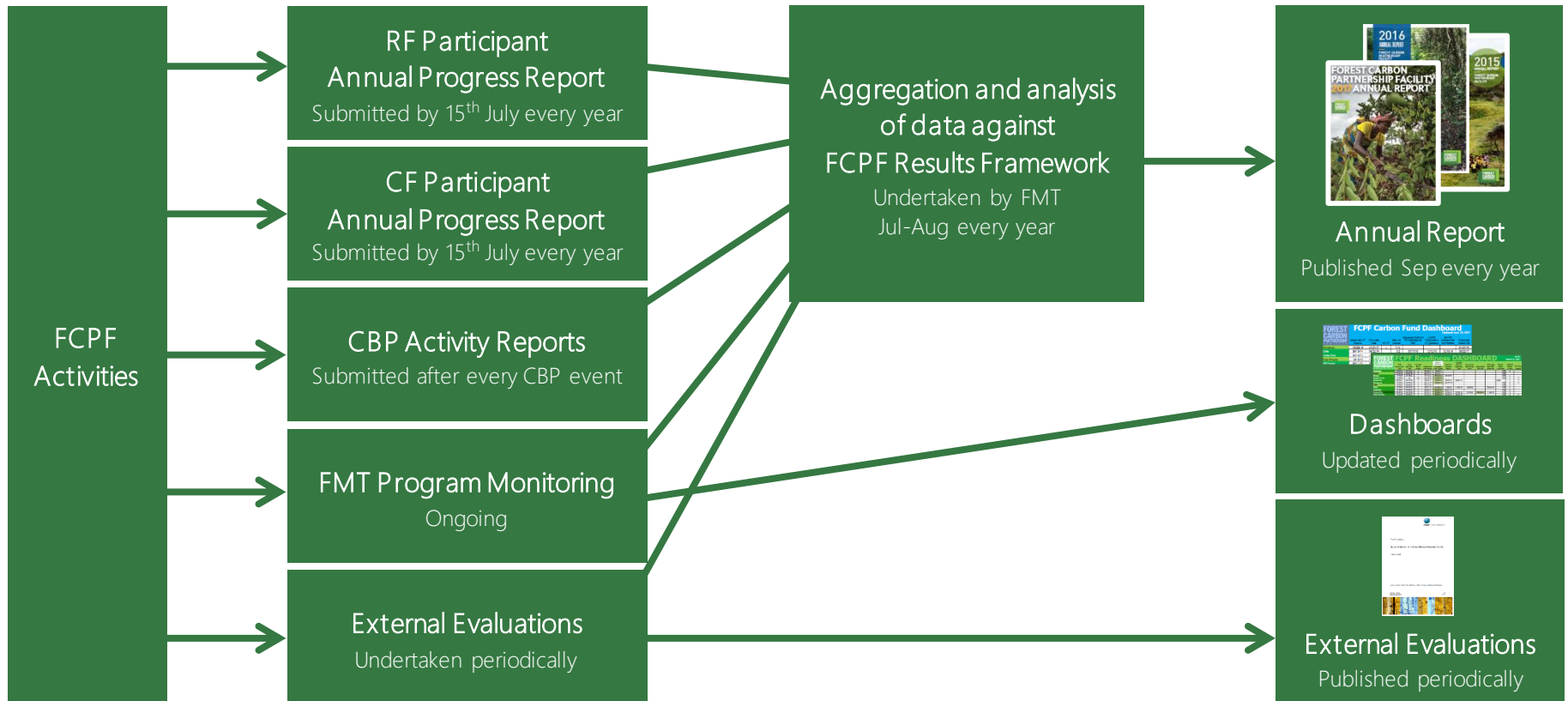
Result	Indicator	Baseline FY08	Milestone		Target RF/ Milestone CF	Target CF FY26	Sources (Monitoring Responsibility)	Assumptions
			FY19	FY21	FY23			
OUTCOME 4: Enhanced learning from FCPF on global implementation of REDD+	4.A: Extent to which learning, evidence and knowledge products generated through the FCPF influences other REDD+ programs and practice	No targets (qualitative progress measured through evaluation)					Periodic 'Influence' evaluation	Continued international support for and momentum behind REDD+
	4.B: Participant Countries' assessment of FCPF's role within and contribution to national REDD+ processes	No targets (indicator reported on annually)					Participant progress reports (REDD+ Country Participants)	FCPF continues to be recognised as a central actor within REDD+

OUTPUT 4.1: Knowledge gained during the development and delivery of FCPF activities is disseminated, in line with Communications and Knowledge strategy	4.1.a: Number of knowledge products produced (cumulative)	0	20 news stories/ blogs	35 news stories/ blogs	50 news stories/ blogs	60 news stories/ blogs	FMT monitoring (FMT)	REDD+ participants have knowledge gaps, and actively look to address those gaps
			30 knowledge seminars	40 knowledge seminars	50 knowledge seminars	60 knowledge seminars		
			8 Other products	12 Other products	15 Other products	20 Other products		
	4.1.b: Number of unique and returning visitors to FCPF website	0	No targets, but traffic data reported annually				Web analytics (FMT)	
4.1.c: Extent to which FCPF learning and evidence influences ongoing FCPF implementation	No targets (qualitative progress measured through evaluation)					Periodic 'Influence' evaluation		
OUTPUT 4.2: Participants actively engage in South-South learning activities	4.2.a: Number of FCPF-supported S-S learning activities and/or events connecting FCPF countries (cumulative)	0	8	10	14	15	Learning activity monitoring reports (FMT)	

	<p>4.2.b: Number of participants in S-S learning activities and/or events connecting FCPF countries (cumulative) (disaggregated by gender, CSOs, IPs)</p>	0	300 (of which 105 female 30 CSO 30 IP)	400 (of which 160 female 40 CSO 40 IP)	450 (of which 180 female 45 CSO 45 IP)	500 (of which 200 female 50 CSO 50 IP)	Learning activity monitoring reports (FMT)	
	<p>4.2.c: % of participants in S-S learning activities indicating that:</p> <ul style="list-style-type: none"> - they acquired new knowledge or skills - they will definitely apply the new knowledge or skills in their work - they have established new connections / networks that they will maintain <p>(reported disaggregated by gender, CSOs, IPs)</p>	n/a	50	60	70	75	Learning activity monitoring reports; post-activity surveys (FMT)	
<p>OUTPUT 4.3: FCPF knowledge is applied by Participants and other REDD+ practitioners</p>	<p>4.3.a: Extent to which FCPF learning, evidence and knowledge products are used by Participant countries</p>	No targets					Participant progress reports (REDD+ Country Participants)	
	<p>4.3.b: Number of non-FCPF programs and countries that have adopted elements of the FCPF Methodological Framework within their own REDD+ processes</p>	No targets (qualitative progress measured through evaluation)					Periodic 'Influence' evaluation	

4.0 Overview of monitoring and reporting processes

Progress against the FCPF’s results framework (expected results and indicators) is reported comprehensively every year through the **FCPF Annual Report**, with some indicators reported more frequently via the Readiness Fund and Carbon Fund **dashboards**. These high-level reports are largely dependent on data gathered through several underlying monitoring and reporting processes, which in turn are led by different FCPF stakeholders. The following diagram summarises the various inputs and processes that underpin the overall FCPF monitoring and reporting cycle.



As per the results framework, each stakeholder (RF REDD+ Country Participants, CF REDD+ Country Participants, CBP deliver partners, FMT, external evaluators) have been assigned lead monitoring responsibility for various indicators. These lead responsibilities are summarised by stakeholder in Annex 1.

5.0 Indicator-by-indicator monitoring guidance

The following section provides guidance on monitoring and reporting against every indicator within the FCPF M&E Framework. Indicator **definitions** are provided, and the **monitoring approach** is outlined, including confirmation of **monitoring responsibility** and **data sources** for each indicator.

5.1 Impact and overarching outcome level indicators

Result:	IMPACT 1: Reduced emissions from deforestation and forest degradation
---------	---

Indicator:	I.1.A: Number of tons of CO ₂ e emission reductions and removals through CF ER programs
Definition:	The definition and calculation of emissions and removals is established within FCPF Methodological Framework Section 3 (Carbon Accounting).
Monitoring approach:	Emission reductions and removals from CF ER programs will be routinely reported via CF MRV submissions. These submissions are not necessarily annual, but the FMT should aggregate and report data received during each 12-month period (Jul-Jun), via the FCPF Annual Report. The Annual Report should present emission reductions and removals reported by CF REDD+ Country Participants during the preceding year, and cumulative emission reductions and removals reported by CF REDD+ Country Participants to date. The calculation has been based in the assumption of \$5/ton of CO ₂ e and 13 countries in the CF portfolio.
Monitoring responsibility:	CF REDD+ Country Participants, aggregation by FMT
Data Source:	ER Monitoring Reports

Indicator:	I.1.B: Number of tons of CO ₂ e emission reductions and removals through REDD+ interventions in all FCPF supported countries
Definition:	Indicator I.1.A measures emission reductions that are directly attributable to the FCPF, but it is also important to measure emission reductions that the FCPF has plausibly contributed to . For example, Readiness Fund investment and processes will have been integral to the development of REDD+ projects in all FCPF Participant countries, regardless of whether those countries are in the Carbon Fund. Consequently, it is fair to say that the FCPF has at least contributed to REDD+ emission reductions within all FCPF participant countries, including countries that only participated in the Readiness Fund. Indicator I.1.B will therefore gather data on REDD+ projects across all Readiness Fund Participant Countries, and – from Carbon Fund Participant Countries – data on any REDD+ projects that are not part of the Carbon Fund.
Monitoring approach:	ER Monitoring Reports include a question asking CF REDD+ Country Participants to state their national REDD+ emissions and removals delivered through non-CF projects. For RF Participants that do not subsequently enter the Carbon Fund, the FMT will need to review NDCs and BURs to extract the relevant data on REDD+ related emissions and removals. The FMT should aggregate and report data received during each 12-month period (Jul-Jun), via the FCPF Annual Report. The Annual Report should present emission reductions and removals reported during the preceding year, and cumulative emission reductions and removals reported to date. Given the heavy reliance on NDCs and BURs milestones and targets cannot be calculated and so the indicator will be reported on annually as information is available.

Monitoring responsibility:	FMT, CF REDD+ Country Participants
Data Source:	ER Monitoring Reports; NDCs, BURs

Indicator:	I.1.C: Total forest area re/afforested or restored through CF supported interventions (ha)
Definition:	Indicator I.1.A will aggregate the total land area that has been reforested/afforested through CF supported interventions.
Monitoring approach:	<p>ER Monitoring Reports include a question asking CF REDD+ Country Participants to state the total forest area re/afforested or restored through the CF-supported program. The FMT should aggregate and report data received during each 12-month period (Jul-Jun), via the FCPF Annual Report. The Annual Report should present forest area changes reported during the preceding year, and cumulative forest area changes reported to date. This indicator will be reported on annually.</p> <p>The target has been derived based on figures in the ERPDs (where relevant mention is made, which may not be in every CF ERPD). The FMT is not able to assess whether this target is realistic/achievable or not.</p> <p>Verified data on this target will be collected through the ER Monitoring templates, as they are available, and will be reported on through performance management annually.</p>
Monitoring responsibility:	CF REDD+ Country Participants, aggregation by FMT
Data Source:	ER Monitoring Reports (Targets derived from Final/Advanced/Early drafts available at time of MEF update)

Result:	IMPACT 2: Sustained or enhanced biodiversity and livelihoods for forest dependent men and women
----------------	---

Indicator:	I.2.A: Number of people receiving monetary and/or non-monetary benefits through CF programs (disaggregated by gender)
Definition:	<p>This indicator will measure the number of individuals (disaggregated by gender) who receive monetary and/or non-monetary benefits as a direct result of ER payments made against CF programs. Family members of direct beneficiaries should not be included.</p> <p>CF REDD+ Country Participants will report the number of people reached with benefits through CF programs.</p>
Monitoring approach:	<p>ER Monitoring Reports ask CF REDD+ Country Participants to identify the number of people reached with monetary and/or non-monetary benefits, disaggregated by gender.</p> <p>Milestones and the target will be drawn from the approved Benefit Sharing Plans (BSPs) which will be available up to one year after ERPA signature.</p>
Monitoring responsibility:	CF REDD+ Country Participants
Data Source:	ERPDs; ER Monitoring Reports

Indicator:	I.2.B: Amount of protected or conserved areas included in CF programs, if relevant (ha)
Definition:	CF REDD+ Country Participants are not obliged to report the amount of protected or conserved areas falling within CF intervention areas. Consequently, this indicator can only be used to measure data for CF programs that voluntarily report this data in their ERPDs and ER Monitoring Reports. Nevertheless, it is likely that many CF programs will report this data, so the indicator should still provide a reasonable measure of FCPF contribution to biodiversity conservation.
Monitoring approach:	ER Monitoring Reports include a non-mandatory question asking CF REDD+ Country Participants to report the amount of protected or conserved areas within CF program areas. Participants are also asked to note any year-to-year changes in this area. The target has been derived based on figures in the ERPDs (where relevant mention is made, which may not be in every CF ERPD). The FMT is not able to assess whether this target is realistic/achievable or not. Verified data on this target will be collected through the ER Monitoring templates, as they are available, and will be reported on through performance management annually.
Monitoring responsibility:	CF REDD+ Country Participants
Data Source:	ERPDs; ER Monitoring Reports (Targets derived from ERPD Final/Advanced/Early drafts available at time of MEF update)

Result:	OVERARCHING OUTCOME: Improved governance and transparency for sustainable forest resource management (including REDD+ interventions) within Participant Countries
----------------	---

Indicator:	OV.1.A: Extent to which FCPF has influenced REDD+ Country Participants' national approaches to sustainable forest resource management (including among women, women's groups, IPs, CSOs, local communities)
Definition:	This qualitative indicator will be used to broaden understanding beyond the quantitative measure provided through indicator OV.1.B
Monitoring approach:	Given the highly qualitative, complex nature of the indicator and subject matter, measurement will be undertaken through periodic external 'influence' evaluations. At least two evaluations should be undertaken – one in 2020/21, one in 2025/26 – to analyse and measure progress against this indicator, potentially using the same sample countries across both evaluations. The two evaluations could address questions such as: <ul style="list-style-type: none"> – How has the FCPF influenced national approaches to sustainable forest resource management? – What specific governance approaches are most effective for delivering and supporting sustainable forest resource management? – How does the engagement of certain stakeholder groups (CSOs, IPs, women's groups) influence national REDD+ processes? Is this influence substantive (if so, why)? – Are there notable differences between countries with broad representation and countries with limited representation?
Monitoring responsibility:	External evaluators
Data Source:	Periodic 'Influence' evaluation

Indicator:	OV.1.B: Number of FCPF supported countries that have in place a National REDD+ Strategy, FREL/FRL, NFMS and SIS
Definition:	While this indicator does not assess the quality of these REDD+ components, their existence within a country at least suggests that significant steps have been taken towards " <i>improved governance and transparency for sustainable forest resource management</i> " (i.e. FCPF Overarching Outcome).
Monitoring approach:	A country should only be counted against this indicator if <u>all</u> components are in place: National REDD+ Strategy <u>and</u> FREL/FRL <u>and</u> NFMS <u>and</u> SIS. Where a country has completed their RF-supported process but is not participating in the CF (and hence is no longer providing progress reports to the FCPF) it may be necessary for the FMT to review that country's NDCs / BURs to confirm their progress towards each REDD+ component.
Monitoring responsibility:	RF & CF REDD+ Country Participants, aggregation by FMT
Data Source:	RF & CF Participant progress reports; NDCs / BURs

5.2 Outcome Area 1 indicators

Result:	OUTCOME 1: The Readiness Fund supports the development of capacity within Participant countries to deliver REDD+ and/or access REDD+ finance
---------	--

Indicator:	1.A: Number of R-Packages endorsed by PC
Definition:	The indicator records the number of R-Packages formally endorsed by the PC. Although this is a quantitative measure, endorsement by the PC indicates that an R-Package has met the necessary quality standards, in turn implying that capacity within Participant countries has been developed.
Monitoring approach:	Any status change to this indicator is formally confirmed during PC meetings. The FMT should update the indicator on the Readiness Fund dashboard following each PC meeting.
Monitoring responsibility:	FMT
Data Source:	PC Documentation

Indicator:	1.B: Amount of finance mobilized to support the REDD+ Readiness process (disaggregated by public, private, grants, loans)
Definition:	The amount of additional, non-FCPF finance (in US\$) that has been secured to support implementation of REDD+ Readiness activities and objectives. Only secured finance (fully committed) should be considered. The figure should not include ex ante (unconfirmed) finance or in-kind contributions; however, unconfirmed and/or in-kind contributions can be reported separately.
Monitoring approach:	<p>RF REDD+ Country Participant progress reports include a question asking countries to list secured finance by:</p> <ul style="list-style-type: none"> – Source (fund, donor, government department, investor etc.) – Type of finance (public, private, grant, loan) <p>Progress reports also ask countries to distinguish between finance secured in the immediately preceding 12-month period (Jul-Jun), and cumulatively since the date the Country signed their R-PP.</p> <p>The FMT should aggregate and report data received during each 12-month period (Jul-Jun), via the FCPF Annual Report. The Annual Report should present secured finance reported during the preceding year, and cumulative secured finance reported to date.</p>
Monitoring responsibility:	RF REDD+ Country Participants, aggregation by FMT
Data Source:	RF Participant progress reports

Indicator:	1.C: Amount of REDD+ ER payments secured by countries with endorsed R-Packages through non-FCPF ER schemes
Definition:	<p>The indicator will measure the amount of ER payments (in US\$) received by RF REDD+ Country Participants that did not subsequently enter the CF.</p> <p>Outcome 1 is focused on the post-RF achievements of REDD+ Country Participants, in particular their ability to “<i>deliver REDD+ and/or access REDD+ finance</i>”, so it is necessary to measure longer-term</p>

	results accrued within those countries. Arguably, the most tangible result for RF REDD+ Country Participants will be ER payments, hence the indicator.
Monitoring approach:	The indicator will be measured as part of the program-wide evaluations: the Final Evaluation of the Readiness Fund, and/or the Final Evaluation of the FCPF. Unless they subsequently participate in the CF, REDD+ Country Participants are not obliged to report to the FCPF on their ER activities. Consequently, each country's UNFCCC submissions (NDCs, BURs) and/or reports from other REDD+ schemes will need to be reviewed in order to ascertain the amount of ER payments secured. At the time of writing (2017) the extent to which this data will actually be publicly available was not clear, so the indicator (and/or the monitoring approach) may have to be reconsidered at the point that any external evaluation is commissioned.
Monitoring responsibility:	External evaluators
Data Source:	External evaluation: Readiness Fund Final Evaluation, FCPF Final Evaluation

Result:	OUTPUT 1.1: Readiness Assessment Framework is agreed upon and disseminated
----------------	--

Indicator:	1.1: Existence of published assessment framework on readiness package
Definition:	The indicator was used to track progress against an early, major Readiness Fund milestone. However, Output 1.1 was fully delivered in 2013, so monitoring against indicator 1.1 is no longer required.

Result:	OUTPUT 1.2: Countries demonstrate an adequate plan to achieve preparedness for REDD+ funding
----------------	--

Indicator:	1.2.a: Number of R-PPs endorsed by PC 1.2.b: Number of Readiness Preparation Grant agreements signed
Definition:	These indicators represent important milestones during a Participant Country's REDD+ readiness process.
Monitoring approach:	Any status changes to these indicators are formally confirmed during PC meetings. The FMT should update each indicator on the Readiness Fund dashboard following each PC meeting.
Monitoring responsibility:	FMT
Data Source:	PC Documentation

Indicator:	1.2.c: Value of grant allocations, before signing 1.2.d: Value of signed grants
Definition:	The indicators track the pre-agreement value of all RF grant allocations, and the actual value of signed grants.
Monitoring approach:	Any status changes to these indicators are formally confirmed during PC meetings. The FMT should update each indicator on the Readiness Fund dashboard following each PC meeting.

Monitoring responsibility:	FMT
Data Source:	PC Documentation

Result:	OUTPUT 1.3: Countries progress adequately on implementation of their R-PP and Grant Agreements
---------	--

Indicators:	<p>1.3.a: Number of countries that present mid-term progress (MTRs) reports</p> <p>1.3.b: Number of countries that have completed R-PP Component 1: Organize and Consult</p> <p>1.3.c: Number of countries that have completed R-PP Component 2: Prepare the REDD+ Strategy</p> <p>1.3.d: Number of countries that have completed R-PP Component 3: Develop a National FREL</p> <p>1.3.e: Number of countries that have completed R-PP Component 4: Design systems for National Forest Monitoring and Information on Safeguards</p>
Definition:	These indicators represent important milestones during a Participant Country's REDD+ readiness process.
Monitoring approach:	Any status changes to these indicators can be ascertained from RF Participant annual progress reports. The FMT should update each indicator on the Readiness Fund dashboard following receipt and review of the annual progress reports.
Monitoring responsibility:	RF REDD+ Country Participants
Data Source:	RF Participant progress reports

Indicator:	1.3.f: Readiness Fund disbursement rate
Definition:	The indicator tracks the amount of US\$ disbursed via the Readiness Fund in absolute terms, and the proportion of all signed grants disbursed by (i) the World Bank and (ii) Delivery Partners.
Monitoring approach:	In consultation with all Participant Countries, the FMT has established annual portfolio-level disbursement rate targets (absolute US\$ to be disbursed, and amount to be disbursed by the World Bank and by Delivery Partners as a proportion of the overall value of signed grants) up to the RF close date in 2020. Progress against these targets is routinely monitored by the FMT and reported via the FCPF Annual Report.
Monitoring responsibility:	FMT
Data Source:	FCPF Financial Monitoring Systems

5.3 Outcome Area 2 indicators

Result:	OUTCOME 2: The Carbon Fund incentivises the development and delivery of REDD+ ER programs
---------	---

Indicator:	2.A: Number of tons of CO ₂ e emission reductions and removals committed through signed ERPAs
Definition:	The definition and calculation of potential emissions and removals is established within FCPF Methodological Framework Section 3 (Carbon Accounting).
Monitoring approach:	CF REDD+ Country Participants are required to outline the ERs committed within their ERPAs: this figure encompasses total ERs committed , not just ERs committed for sale to the Carbon Fund. While this is still only a potential ER figure, it is important to track the level of ambition across ERPAs. The FMT should aggregate and report data received during each 12-month period (Jul-Jun), via the FCPF Annual Report. The Annual Report should present committed ERs reported during the preceding year, and cumulative committed ERs reported to date. In combination with indicator 1.1.A (<i>Number of tons of CO₂e emission reductions and removals through CF ER programs</i>) the data will also allow for comparison between CF programs' initial ambitions, and the actual ERs achieved.
Monitoring responsibility:	Aggregation by FMT
Data Source:	ERPAs

Indicator:	2.B: Amount of finance mobilized to support delivery of CF ER programs (disaggregated by public, private, ERPs, grants, loans, equity)
Definition:	The amount of additional, non-FCPF finance (in US\$) – including ER payments – that has been secured to support implementation of Carbon Fund programs. Only secured finance (fully committed) should be considered. The figure should not include ex ante (unconfirmed) finance or in-kind contributions; however, unconfirmed and/or in-kind contributions can be reported separately.
Monitoring approach:	ER Monitoring Reports include a question asking countries to list secured finance by: <ul style="list-style-type: none"> – Source (fund, donor, government department, investor etc.) – Type of finance (public, private, ERPs, grants, loans, equity) Progress reports also ask countries to distinguish between finance secured in the immediately preceding 12-month period (Jul-Jun), and cumulatively since the date the Country signed their R-PP. The FMT should aggregate and report data received during each 12-month period (Jul-Jun), via the FCPF Annual Report. The Annual Report should present secured finance reported during the preceding year, and cumulative secured finance reported to date.
Monitoring responsibility:	CF REDD+ Country Participants, aggregation by FMT
Data Source:	ER Monitoring Reports

Indicator:	2.C: Amount of REDD+ ER payments secured by CF countries through non-FCPF ER schemes
------------	---

Definition:	<p>The indicator will track the amount of ER payments (in US\$) received by CF REDD+ Country Participants, but for REDD+ projects that are not part of the CF. Tracking these non-FCPF ER payments will build an understanding as to whether and how participation in the CF supports the development of REDD+ more broadly within any given country.</p> <p>In combination with indicator 1.C (<i>Amount of REDD+ ER payments secured by countries with endorsed R-Packages through non-FCPF ER schemes</i>) the data may also provide an opportunity for comparative analysis of the effectiveness and influence of the FCPF in CF and RF Participant countries.</p>
Monitoring approach:	ER Monitoring Reports include a question asking CF REDD+ Country Participants to state REDD+ ER payments received through non-CF projects.
Monitoring responsibility:	CF REDD+ Country Participants, aggregation by FMT
Data Source:	ER Monitoring Reports

Indicator:	2.D: % of monetary benefits from CF programs shared with beneficiaries (disaggregated by gender, CSOs, IPs, Local Communities)
Definition:	Benefit sharing plans describe the arrangements within CF programs for sharing monetary and non-monetary benefits. While not comprehensive, monetary benefits are likely to be more tangible and easier to measure than non-monetary benefits, hence this indicator. In any case, non-monetary benefits will – to an extent – be measured through indicator 3.A (<i>Extent to which FCPF processes support Participant country efforts to sustain and enhance livelihoods within REDD+ intervention areas</i>) and indicator 3.B (<i>Extent to which FCPF processes support Participant country efforts to conserve biodiversity within REDD+ intervention areas</i>).
Monitoring approach:	<p>ER Monitoring Reports request CF REDD+ Country Participants to report on the % of ER monetary benefits that are shared with beneficiaries, disaggregated by:</p> <ul style="list-style-type: none"> - Gender - CSOs - IPs - Local Communities <p>Milestones and the target will be drawn from the approved Benefit Sharing Plans (BSPs) which will be available up to one year after ERPA signature.</p>
Monitoring responsibility:	CF REDD+ Country Participants
Data Source:	ER Monitoring Reports

Result:	<p>OUTPUT 2.1: Standards and preparations in place for high-quality ER Programs discussed and endorsed by CF Participants and/or PC</p>
----------------	--

Indicator:	<p>2.1.a: Standards and management tools discussed and endorsed by CF participants and/or PC for ER programs including:</p> <ul style="list-style-type: none"> a) Methodological Framework and Pricing Approach b) Business processes (ER-PIN, ERPD, ERPA) c) Legal documents (General conditions, ERPA term sheet)
-------------------	---

Definition:	These standards and tools had all been developed by 2014, so monitoring against indicator 2.1.a is no longer required.
--------------------	--

Indicator:	2.1.b: Development of CF approach to registries
Definition:	Beyond the elements tracked through indicator 2.1.a , a final, major component required for delivery of the Carbon Fund is the development of ER registries. This indicator will track progress on the CF's registry-related work.
Monitoring approach:	Progress on the CF's approach to registries is routinely, formally reported during CF meetings.
Monitoring responsibility:	FMT
Data Source:	CF Meeting Documentation

Result:	OUTPUT 2.2: Countries have entered into the portfolio of the Carbon Fund
----------------	--

Indicators:	<p>2.2.a: Number of early ideas presented by countries to the CF</p> <p>2.2.b: Number of ER-PINs presented by countries to the CF</p> <p>2.2.c: Number of countries invited into the CF pipeline</p> <p>2.2.d: Number of countries signing a CF Letter of Intent</p> <p>2.2.e: Number of ERPDs presented by countries to the CF</p> <p>2.2.f: Number of countries accepted into CF portfolio</p> <p>2.2.g: Number of countries that have signed an ERPA with the CF</p>
Definition:	These indicators represent the most important milestones during a CF REDD+ Country Participant's preparation for – and entry into – the Carbon Fund.
Monitoring approach:	Any status changes to these indicators are formally confirmed during Carbon Fund meetings. The FMT should update each indicator on the Carbon Fund dashboard following each Carbon Fund meeting.
Monitoring responsibility:	FMT
Data Source:	CF Meeting Documentation

Result:	OUTPUT 2.3: Private sector engages with the Carbon Fund
----------------	---

Indicator:	2.3.a: Extent to which CF programs influence private sector engagement with low / zero deforestation and REDD+ processes
Definition:	This qualitative indicator will be used to broaden understanding beyond the quantitative measure provided through indicator 2.3.b

Monitoring approach:	Given the highly qualitative, complex nature of the indicator and subject matter, measurement will be undertaken through periodic external 'influence' evaluations. At least two evaluations should be undertaken – one in 2020/21, one in 2025/26 – to analyse and measure progress against this indicator, potentially using the same sample countries across both evaluations. The two evaluations could address questions such as: <ul style="list-style-type: none"> – How many private sector entities have engaged with REDD+ as a direct result of FCPF interventions? On what basis have they engaged? – How do FCPF-supported standards, systems, infrastructure facilitate (or act as a barrier to) the engagement of private sector entities? – What investment has been sourced from the private sector? To what extent have private sector entities engaged in ER schemes and ER purchases?
Monitoring responsibility:	External evaluators
Data Source:	Periodic 'Influence' evaluation

Indicator:	2.3.b: Number of formal partnerships between CF programs and private sector entities (disaggregated by financial, non-financial)
Definition:	The number of formal partnerships between CF programs and private sector entities, whereby a 'formal partnership' is defined as: <ul style="list-style-type: none"> – The partnership is based on a written MoU (or equivalent), and/or – The partnership involves tangible financial exchange/s, and/or – The partnership involves tangible non-financial exchange/s (e.g. in-kind contributions)
Monitoring approach:	ER Monitoring Reports include a question asking CF REDD+ Country Participants to state the number of partnerships (disaggregated by financial, non-financial) between their CF program and private sector entities. This does not require CF REDD+ Country Participants to state the volume of investment associated with financial partnerships, just the existence of those partnerships. The FMT should aggregate and report data received during each 12-month period (Jul-Jun), via the FCPF Annual Report. The Annual Report should present partnerships reported during the preceding year, and cumulative partnerships reported to date.
Monitoring responsibility:	CF REDD+ Country Participants, aggregation by FMT
Data Source:	ER Monitoring Reports

Result:	OUTPUT 2.4: Countries progress adequately on implementation of their ER Programs
---------	--

Indicator:	2.4.a: Number of completed CF programs
Definition:	A basic measure to track high-level Carbon Fund activity.
Monitoring approach:	The FCPF Annual Report will present detail on the status of CF programs, disaggregated by active (as recorded through indicator 2.2.g) and complete (as recorded through this indicator, 2.4.a). A program is considered to be completed once the CF has purchased the quantity of ERs as specified within the original ERPA.

Monitoring responsibility:	CF REDD+ Country Participants, aggregation by FMT
Data Source:	ER Monitoring Reports

Indicator:	2.4.b: % of CF program budgets (as per ERPD) covered by secured finance
Definition:	CF program budgets are established within ERPDs, including an indication of the level and source of secured finance, where 'secured' is defined as fully committed finance.
Monitoring approach:	ER Monitoring Reports require CF REDD+ Country Participants to provide program budget updates, including the level of secured (fully committed) finance in US\$. The figure should not include ex ante (unconfirmed) finance or in-kind contributions; however, unconfirmed and/or in-kind contributions can be reported separately.
Monitoring responsibility:	CF REDD+ Country Participants, aggregation by FMT
Data Source:	ERPDs; ER Monitoring Reports

Indicator:	2.4.c: Actual ERs purchased by CF as % of originally committed ERs (as per ERPA)
Definition:	A basic measure of progress towards achieving the original Carbon Fund ER commitments. The indicator only tracks ERs purchased by the CF: it is possible that a CF program will also sell ERs to other entities.
Monitoring approach:	The indicator is calculated by comparing ERs actually purchased by the Carbon Fund with indicator 2.A (<i>Number of tons of CO₂e emission reductions and removals committed through signed ERPAs</i>). Country-level proportions will be readily available, but the FCPF Annual Report will provide detail on the portfolio-level proportion.
Monitoring responsibility:	CF REDD+ Country Participants, aggregation by FMT
Data Source:	ERPAs; ER Monitoring Reports

5.4 Outcome Area 3 indicators

Result:	OUTCOME 3: Participant countries strengthen delivery of programming aimed at sustaining or enhancing livelihoods of local communities and/or conserving biodiversity
---------	--

Indicator:	3.A: Extent to which FCPF processes support Participant country efforts to sustain and enhance livelihoods within REDD+ intervention areas
Definition:	This qualitative indicator will be one of the most important measures of progress towards the FCPF's Charter Objective of " <i>within the approach of REDD+, test ways to sustain or enhance livelihoods of local communities and to conserve biodiversity</i> ".
Monitoring approach:	Given the highly qualitative, complex nature of the indicator and the subject matter, measurement will be undertaken through an external 'non-carbon benefits' evaluation. As livelihood effects are only likely to be measurable towards the end of the FCPF lifetime, the indicator should be measured through a single evaluation in 2024/25. The evaluation could address questions such as: <ul style="list-style-type: none"> – How have REDD+ interventions changed livelihoods for people living and working in project areas? – How have different groups been affected (women, IPs, local communities)? – What specific FCPF processes or requirements had a significant influence on livelihoods in project areas? What was the nature of this influence? – Have FCPF processes or FCPF-related learning been applied beyond intervention areas to sustain or enhance livelihoods?
Monitoring responsibility:	External evaluators
Data Source:	External 'non-carbon benefits' evaluation

Indicator:	3.B: Extent to which FCPF processes support Participant country efforts to conserve biodiversity within REDD+ intervention areas
Definition:	This qualitative indicator will be one of the most important measures of progress towards the FCPF's Charter Objective of " <i>within the approach of REDD+, test ways to sustain or enhance livelihoods of local communities and to conserve biodiversity</i> ".
Monitoring approach:	Given the highly qualitative, complex nature of the indicator and the subject matter, measurement will be undertaken through an external 'non-carbon benefits' evaluation. As effects on biodiversity are only likely to be measurable towards the end of the FCPF lifetime, the indicator should be measured through a single evaluation in 2024/25. The evaluation could address questions such as: <ul style="list-style-type: none"> – How have REDD+ interventions contributed to the conservation of biodiversity in project areas? – What specific FCPF processes or requirements had a significant influence on biodiversity conservation in project areas? What was the nature of this influence? – Have FCPF processes or FCPF-related learning been applied beyond intervention areas to support the conservation of biodiversity?
Monitoring responsibility:	External evaluators
Data Source:	External 'non-carbon benefits' evaluation

Result:	OUTPUT 3.1: Enhanced capacity of IPs and CSOs to engage in REDD+ processes at the country level
---------	---

Indicator:	3.1.a: Number of participants in CBP-funded activities (disaggregated by gender, CSOs, IPs)
Definition:	A basic measure to track number of participants in CBP-funded events and activities.
Monitoring approach:	CBP Delivery Partners will collate data for each event and provide figures to the FMT via the standard CBP Monitoring Reports. Some CBP activity is not conducive for participant-level monitoring (for example, radio and TV broadcasts), so data should only be gathered for face-to-face activity where post-event surveys can be easily undertaken directly with participants.
Monitoring responsibility:	CBP Delivery Partners
Data Source:	CBP Monitoring Reports

Indicator:	3.1.b: % of participants in CBP-funded activities indicating that: <ul style="list-style-type: none"> - they have more confidence to engage with REDD+ processes - they will definitely increase their engagement with REDD+ processes (disaggregated by gender, CSOs, IPs)
Definition:	While the number of CBP participants is important (indicator 3.1.a), on its own that data does not provide sufficient evidence of the quality or depth of capacity development . Indicator 3.1.b measures participants' own assessment of their personal capacity development with respect to REDD+ processes.
Monitoring approach:	Participants will be requested to complete standardised post-event surveys, distributed at the conclusion of each event. CBP Delivery Partners then aggregate the results of these surveys and provide the data to the FMT via the standard CBP Monitoring Reports. There is also potential for follow-up surveys to measure capacity developments over the longer-term. This would require distribution of online surveys to participants 6-12 months after event delivery. There is no difference expected in the targets between gender, CSOs or IPs, but data is collected and will be reported disaggregated.
Monitoring responsibility:	CBP Delivery Partners
Data Source:	CBP Monitoring Reports; post-activity surveys

Result:	OUTPUT 3.2: FCPF Participant countries test ways to sustain and enhance livelihoods
---------	---

Indicator:	3.2.a: Number of CF programs that test ways to sustain and enhance livelihoods
Definition:	The indicator will measure the number of CF programs that initially planned to test ways to sustain and enhance livelihoods (e.g. program objective/s explicitly targeted at livelihoods; the approach to non-carbon benefits explicitly incorporated livelihoods). The indicator will also be used to measure the number of CF programs that subsequently actually tested ways to sustain and enhance livelihoods.

Monitoring approach:	ERPDs indicate a CF program's approach to livelihoods, then ER Monitoring Reports confirm whether those approaches are being / were implemented. The FCPF Annual Report will present detail on the number of programs that planned tests, and the number of active/implemented programs that actually tested approaches.
Monitoring responsibility:	CF REDD+ Country Participants
Data Source:	ERPDs; ER Monitoring Reports

Indicator:	3.2.b: Number of RF REDD+ Country Participants whose REDD+ Strategies include activities that directly aim to sustain and enhance livelihoods
Definition:	The indicator is focused on RF REDD+ Country Participants that did not subsequently enter the Carbon Fund. It will measure the number of countries whose national REDD+ Strategies include at least one activity that explicitly aims to sustain and enhance livelihoods (e.g. program objective/s explicitly targeted at livelihoods; the approach to non-carbon benefits explicitly incorporates livelihoods). The indicator only measures stated aims, not whether those aims were actually achieved.
Monitoring approach:	RF progress reports include a question asking REDD+ Country Participants to indicate whether their national REDD+ strategy includes activities that aim to sustain and enhance livelihoods. Participants are also asked to provide a reference to the relevant text confirming this aim.
Monitoring responsibility:	RF REDD+ Country Participants
Data Source:	RF Participant Progress Reports; National REDD+ Strategies

Result:	OUTPUT 3.3: FCPF Participant countries test ways to conserve biodiversity
---------	---

Indicator:	3.3.a: Number of CF programs that test ways to conserve biodiversity
Definition:	The indicator will measure the number of CF programs that initially planned to test ways conserve biodiversity (e.g. program objective/s explicitly targeted at biodiversity conservation; the approach to non-carbon benefits explicitly incorporated biodiversity conservation). The indicator will also be used to measure the number of CF programs that subsequently actually tested ways to conserve biodiversity.
Monitoring approach:	ERPDs indicate a CF program's approach to biodiversity conservation, then ER Monitoring Reports confirm whether those approaches are being / were implemented. The FCPF Annual Report will present detail on the number of programs that planned tests, and the number of active/implemented programs that actually tested approaches.
Monitoring responsibility:	CF REDD+ Country Participants
Data Source:	ERPDs; ER Monitoring Reports

Indicator:	3.3.b: Number of RF REDD+ Country Participants whose REDD+ Strategies include activities that directly aim to conserve biodiversity
------------	--

Definition:	The indicator is focused on RF REDD+ Country Participants that did not subsequently enter the Carbon Fund. It will measure the number of countries whose national REDD+ Strategies include at least one activity that explicitly aims to conserve biodiversity (e.g. program objective/s explicitly targeted at biodiversity conservation; the approach to non-carbon benefits explicitly biodiversity conservation). The indicator only measures stated aims, not whether those aims were actually achieved.
Monitoring approach:	RF progress reports include a question asking REDD+ Country Participants to indicate whether their national REDD+ strategy includes activities that aim conserve biodiversity. Participants are also asked to provide a reference to the relevant text confirming this aim.
Monitoring responsibility:	RF REDD+ Country Participants
Data Source:	RF Participant Progress Reports; National REDD+ Strategies

5.5 Outcome Area 4 indicators

Result:	OUTCOME 4: Enhanced learning from FCPF on global implementation of REDD+
---------	--

Indicator:	4.A: Extent to which learning, evidence and knowledge products generated through the FCPF influences other REDD+ programs and practice
Definition:	This qualitative indicator will be one of the most important measures of the influence of the FCPF on the broader, global standards for REDD+, including the effectiveness of its approach to communications, dissemination and knowledge management.
Monitoring approach:	Given the highly qualitative, complex nature of the indicator and the subject matter, measurement will be undertaken through periodic external 'influence' evaluations. At least two evaluations should be undertaken – one in 2020/21, one in 2025/26 – to analyse and measure progress against this indicator, potentially using the same sample countries across both evaluations. The two evaluations could address questions such as: <ul style="list-style-type: none"> - Who has used FCPF knowledge products (have the 'right' people been reached)? - How have FCPF knowledge products been used (are there any tangible examples of influence on e.g. specific national processes or policies)?
Monitoring responsibility:	External evaluators
Data Source:	Periodic 'Influence' evaluation

Indicator:	4.B: Participant Countries' assessment of FCPF's role within and contribution to national REDD+ processes
Definition:	Indicator 4.B enables the systematic gathering of views and assessments from all FCPF REDD+ Country Participants on the country-level influence of the FCPF. Data and examples gathered through this indicator will also be an important resource for the external evaluation undertaken to measure indicator 4.A (<i>Extent to which learning, evidence and knowledge products generated through the FCPF influences other REDD+ programs and practice</i>).
Monitoring approach:	RF progress reports and ER Monitoring Reports routinely ask REDD+ Country Participants to assess the FCPF's role within and contribution to REDD+ processes in their country. REDD+ Country Participants are able to provide open-ended narrative assessments and examples, but are also asked to rate the FCPF's financial and non-financial support via the following statements (on a 5-point scale ranging from 'completely disagree' to 'completely agree'): <ul style="list-style-type: none"> - The FCPF's support has had a central influence on the development our national REDD+ systems and processes - The FCPF's support has improved the quality of our national REDD+ systems and processes - The FCPF's support has improved national capacities to develop and deliver REDD+ projects - The FCPF's support has helped to ensure substantive involvement of multiple stakeholders (including women, IPs, CSOs and local communities in our national REDD+ systems and processes)
Monitoring responsibility:	RF & CF REDD+ Country Participants
Data Source:	RF & CF Participant progress reports

Result:	OUTPUT 4.1: Knowledge gained during the development and delivery of FCPF activities is disseminated, in line with Communications and Knowledge strategy
----------------	---

Indicator:	4.1.a: Number of knowledge products produced
Definition:	The indicator should record only those knowledge products that are produced above and beyond core FCPF documentation. For example, a lessons learned briefing note or thematic webinar would constitute a knowledge product, but 'standard' FCPF documentation such as (e.g.) Annual Reports, reporting templates and the Methodological Framework should not be included.
Monitoring approach:	The FMT's own monitoring systems will be used to record the quantity of knowledge products produced.
Monitoring responsibility:	FMT
Data Source:	FMT monitoring systems

Indicator:	4.1.b: Number of unique and returning visitors to FCPF website
Definition:	A basic measure to track general levels of interest in the FCPF.
Monitoring approach:	Traffic data should be collated on the number of individual (unique) visitors and the total number of visitors (including returning visitors). While this data will be readily available by country, it should at least be analysed and reported against two groups: visitors originating in REDD+ Countries, and visitors originating in other countries. Visits from FCPF office locations should be excluded from the data. The FCPF Annual Report should present traffic during the preceding year (Jul-Jun), and cumulative traffic to date.
Monitoring responsibility:	FMT
Data Source:	FMT web analytics

Indicator:	4.1.c: Extent to which FCPF learning and evidence influences ongoing FCPF implementation
Definition:	The indicator should be used to understand whether and how the FCPF in general – and the FMT in particular – responds to learning and evidence that arises during the course of FCPF implementation.
Monitoring approach:	As part of the periodic 'influence evaluations, the indicator will require external evaluators to assess the effectiveness of the FMT's internal approach to ensuring that FCPF lessons and experience are actually applied and fed back in to FCPF programming processes. The evaluation should aim to identify examples of how evidence (e.g.) changed a specific program component or process but should also be used to identify any barriers that prevented clear evidence from influencing program design or implementation.
Monitoring responsibility:	External evaluators
Data Source:	Periodic 'Influence' evaluation

Result:	OUTPUT 4.2: Participants actively engage in South-South learning activities
---------	---

Indicator:	4.2.a: Number of FCPF-supported S-S learning activities and/or events connecting FCPF countries
Definition:	A basic measure to track the number of FCPF-led or supported events that connect FCPF countries.
Monitoring approach:	The FMT's own monitoring systems will be used to record the quantity of activities delivered.
Monitoring responsibility:	FMT
Data Source:	FMT monitoring systems

Indicator:	4.2.b: Number of participants in S-S learning activities and/or events connecting FCPF countries (disaggregated by gender, CSOs, IPs)
Definition:	A basic measure to track the number of participants in FCPF-led or supported events that connect FCPF countries.
Monitoring approach:	The FMT will collate data for each event using the standard learning activity monitoring report.
Monitoring responsibility:	FMT
Data Source:	Learning activity monitoring reports

Indicator:	4.2.c: % of participants in S-S learning activities indicating that: <ul style="list-style-type: none"> - they acquired new knowledge or skills - they will definitely apply the new knowledge or skills in their work - they have established new connections / networks that they will maintain (disaggregated by gender, CSOs, IPs)
Definition:	While the number of participants is important (indicator 4.2.b), on its own that data does not provide sufficient evidence of the quality or depth of capacity development . Indicator 4.2.c measures participants' own assessment of their personal capacity development.
Monitoring approach:	Participants will be requested to complete standardised post-event surveys, distributed at the conclusion of each event. The FMT then aggregate the results of these surveys, recorded through the standard learning activity monitoring reports. There is also potential for follow-up surveys to measure capacity developments over the longer-term. This would require distribution of online surveys to participants 6-12 months after event delivery. There is no difference expected in the targets between gender, CSOs or IPs, but data is collected and will be reported disaggregated.
Monitoring responsibility:	FMT
Data Source:	Learning activity monitoring reports; post-activity surveys

Result:	OUTPUT 4.3: FCPF knowledge is applied by Participants and other REDD+ practitioners
---------	---

Indicator:	4.3.a: Extent to which FCPF learning, evidence and knowledge products are used by Participant countries
Definition:	While the number of knowledge products produced is an important indicator of FCPF activity, more important is how those knowledge products are subsequently used. Indicator 4.3.a enables the systematic gathering of views and assessments from all FCPF REDD+ Country Participants on the application of FCPF knowledge and experience within their own countries. Data and examples gathered through this indicator will also be an important resource for the external evaluation undertaken to measure indicator 4.A (<i>Extent to which learning, evidence and knowledge products generated through the FCPF influences other REDD+ programs and practice</i>).
Monitoring approach:	RF progress reports and ER Monitoring Reports routinely ask REDD+ Country Participants to assess the usefulness and application of FCPF knowledge products in their country. Participants are able to provide open-ended narrative assessments and examples, but are also asked to rate the following statements (on a 5-point scale ranging from 'completely disagree' to 'completely agree'): <ul style="list-style-type: none"> - We regularly access FCPF knowledge products to obtain REDD+ related information - FCPF knowledge products are relevant to our REDD+ related information requirements - FCPF knowledge products are sufficient to address all of our REDD+ related information requirements - The FCPF website is a useful resource for accessing FCPF and REDD+ related information Progress reports also ask REDD+ Country Participants to identify the most useful knowledge products, and other (non-FCPF) REDD+ knowledge resources that they access.
Monitoring responsibility:	RF & CF REDD+ Country Participants
Data Source:	RF & CF Participant progress reports

Indicator:	4.3.b: Number of non-FCPF programs and countries that have adopted elements of the FCPF Methodological Framework within their own REDD+ processes
Definition:	The indicator will provide a measure of the FCPF's tangible influence beyond Participant Countries. If influence is widespread, the indicator could be disaggregated so as to record which specific elements of the Methodological Framework have been most influential.
Monitoring approach:	As part of the periodic 'influence evaluations, program documentation of other major REDD+ donors, and the national REDD+ Strategies, NDCs and BURs of non-participant countries should be reviewed to identify whether and where FCPF Methodological Framework elements have been adopted. This systematic process is likely to be augmented through informal channels, e.g. FCPF stakeholders (FMT, Participants) hearing about a specific country's usage of the Methodological Framework.
Monitoring responsibility:	External evaluators
Data Source:	Periodic 'Influence' evaluation

6.0 Evaluation plan

The M&E framework is primarily a tool for the ongoing day-to-day monitoring, measuring and reporting of FCPF performance. However, the framework also provides the basis against which the FCPF should be independently evaluated. The following section outlines the plan for future learning activities and independent evaluations of the FCPF, taking into account the characteristics and demands of the revised M&E framework.

6.1 Original evaluation plans

As detailed in the original (2013) M&E Framework, the initial plan was to undertake four programme-wide evaluations during the lifetime of the FCPF:

- **Evaluation 1:** Undertaken in 2010/11, focused on early-stage RF processes
- **Evaluation 2:** Undertaken in 2015/16, with programme-wide scope
- **Evaluation 3:** Proposed for 2017, with programme-wide scope but mainly focussed on the CF
- **Evaluation 4:** Proposed for 2020, the final programme-wide summative evaluation to assess the FCPF's overall results, particularly from the CF

However, several factors identified during the Second evaluation indicate that this plan should be revised:

- The original timeline has changed, given the Carbon Fund's extension to 2025
- Some Participants have questioned the usefulness of relatively frequent programme-wide evaluations, with suggestions that smaller, more targeted, thematic evaluations and learning activities could be more valuable and informative for ongoing FCPF implementation
- This revised M&E framework requires increased and sometimes complex qualitative measurement, which would benefit from being 'outsourced' to – or at least supported by – external evaluation expertise

The decision was made at the 12th Participants Assembly to extend the Readiness Fund by 2 years to December 31, 2022. This has led to changes in the evaluation plan. The previous plan included the evaluations below with a final programme-wide evaluation in 2025/26 (which will be maintained):

- 2020/21 – Final Evaluation of the Readiness Fund
- 2022/23 – Thematic/influence evaluation including a focus on non-carbon benefits

6.2 Future evaluations and learning activities plan

Considering minimum requirements for FCPF evaluation, there will be a **final, programme-wide evaluation in 2025/26**. As per all the original plan, this final summative evaluation should assess the FCPF's overall results, particularly from the CF. Except for the final evaluation and the evaluation at the close of the RF, entire programme evaluations will be foregone in lieu of a more responsive approach. These will include **discrete evaluations and learning activities** as particular FCPF measurement, accountability and information needs arise along with more thematic and targeted evaluations in the interim. This plan reflects currently envisaged learning requirements, but – in line with a more responsive approach – it should be periodically reviewed and revised. An evaluation at the programme level for the Readiness Fund will be carried out in 2022/23 and complement the final programme-wide evaluation in 2025/6. The evaluation in 2022/23 will also include an influence evaluation with a focus on non-carbon benefits and the influence of the FCPF among management, participants and the broader REDD+ audience and progress under the CF to date. The non-carbon benefits focus in particular will be a precursor to a further focus in the final programme-wide evaluation.

In line with the more responsive approach and maintaining the framework as a living document, before each evaluation is done a close review should be done by the FMT and reviewed by the PC and reconstituted Evaluation Oversight Committee (EOC). This will ensure that evaluations are value adding, speak to continuing

FCPF objectives and allow for re-design/re-focusing of subsequent evaluations or the plan itself when and where necessary.

- 2020/21 – Thematic/response learning activities and/or evaluation: Baseline case studies for a selection of FCPF countries³.
- 2022/23 – Final Evaluation of the Readiness Fund and Progress on the Carbon Fund with a focus on evaluation of influence and non-carbon benefits
- 2025/26 – Final Evaluation of the FCPF including a focus on the CF and non-carbon benefits
- TBD (as required) - Thematic / responsive learning activities and/or evaluations

Timing	Type of evaluation/ Activity	Summary
2022/23 –	<p>Final Evaluation of the Readiness Fund and Carbon Fund progress to date with focus on:</p> <ul style="list-style-type: none"> - Influence - Non-Carbon benefits 	<p>A summative evaluation focussed exclusively on the Readiness Fund (RF). The evaluation would quantify RF results, but also explore the effectiveness of RF processes, including the extent to which the RF has built sustainable, long-term capacity for delivering REDD+.</p> <p>Alongside addressing the FCPF’s accountability and learning requirements, the evaluation could serve as a timely ‘check’ to ensure that REDD+ structures and processes (including governance and transparency) are still in place and functioning / benefiting countries as originally envisaged. The evaluation could also be highly informative and influential for any embarking / early-stage REDD+ countries and/or new Readiness programs.</p> <p>This evaluation would complement the Final Evaluation to be undertaken in 2025/26 and allow for timely capture of the views of RF countries that will not be part of the CF.</p> <p>The influence evaluation will have two main parts:</p> <ol style="list-style-type: none"> 1. FCPF management, participants and the broader REDD+ audience. It would provide an overview of (i) current governance trends, including gaps and areas for improvement; and (ii) the FCPF’s current level of influence, including opportunities for strengthening that influence. <p>The study will assess the extent and nature of the FCPF’s influence on national REDD+ processes, and on the broader, global standards for REDD+. It would represent the main evidence source for the FCPF’s overarching outcome (<i>Improved governance and transparency for sustainable forest resource management</i>), and would be used to directly measure progress against five FCPF indicators, namely:</p> <ul style="list-style-type: none"> - OV.1.A: Extent to which FCPF has influenced REDD+ Country Participants’ national approaches to sustainable forest resource management (including among women, women’s groups, IPs, CSOs, local communities) - 2.3.a: Extent to which CF programs influence private sector engagement with low / zero deforestation and REDD+ processes

³ This has already commenced and is expected to be completed by end of FY21. Delays were incurred due to COVID-19 pandemic travel restrictions. While originally planned as an internal exercise, the FMT will work with Participants to disseminate the findings.

		<ul style="list-style-type: none"> - 4.A: Extent to which learning, evidence and knowledge products generated through the FCPF influences other REDD+ programs and practice - 4.1.c: Extent to which FCPF learning and evidence influences ongoing FCPF implementation - 4.3.b: Number of non-FCPF programs and countries that have adopted elements of the FCPF Methodological Framework within their own REDD+ processes <p>Potential questions to be addressed through the study could include:</p> <ul style="list-style-type: none"> - How has the FCPF influenced national approaches to sustainable forest resource management? - What specific governance approaches are most effective for delivering and supporting sustainable forest resource management? - How does the engagement of certain stakeholder groups (CSOs, IPs, womens' groups) influence national REDD+ processes? Is this influence substantive (if so, why)? - Are there notable differences between countries with broad representation and countries with limited representation? - How many private sector entities have engaged with REDD+ as a direct result of FCPF interventions? On what basis have they engaged? - How do FCPF-supported standards, systems, infrastructure facilitate (or act as a barrier to) the engagement of private sector entities? - What investment has been sourced from the private sector? To what extent have private sector entities engaged in ER schemes and ER purchases? - Who has used FCPF knowledge products (have the 'right' people been reached)? - How have FCPF knowledge products been used (are there any tangible examples of influence on e.g. specific national processes or policies)? <p>To ensure the highly qualitative, mainly policy-focused nature of the indicators and questions is captured a case study approach of a sample of Participant Countries will be adopted. This will support a relatively clear measurement of progress and trends between this study and the close of the FCPF, at least within the sample countries.</p> <p>2. Non-carbon benefits. Measuring whether and how FCPF support contributes to non-carbon benefits, specifically (i) sustaining and enhancing livelihoods and (ii) conserving biodiversity. The study will represent a central evidence source for the FCPF's third Charter objective / outcome (<i>REDD+ interventions within Participant countries sustain or enhance livelihoods of local communities and/or conserve biodiversity</i>) and would be used to directly measure two FCPF indicators, namely:</p> <ul style="list-style-type: none"> - 3.A: Extent to which FCPF processes support Participant country efforts to sustain and enhance livelihoods within REDD+ intervention areas - 3.B: Extent to which FCPF processes support Participant country efforts to conserve biodiversity within REDD+ intervention areas <p>Potential questions to be addressed through this study could include:</p> <ul style="list-style-type: none"> - How have REDD+ interventions changed livelihoods for people living and working in project areas? - How have different groups been affected (women, IPs, local communities)?
--	--	---

		<ul style="list-style-type: none"> - What specific FCPF processes or requirements had a significant influence on livelihoods in project areas? What was the nature of this influence? - Have FCPF processes or FCPF-related learning been applied beyond intervention areas to sustain or enhance livelihoods? - How have REDD+ interventions contributed to the conservation of biodiversity in project areas? - What specific FCPF processes or requirements had a significant influence on biodiversity conservation in project areas? What was the nature of this influence? - Have FCPF processes or FCPF-related learning been applied beyond intervention areas to support the conservation of biodiversity? <p>A focus on non-carbon benefits will also be included in the final evaluation of the FCPF. This will be borne in mind as development of this focus is undertaken during the evaluation to allow for measurement of progress and trends in the time between the two evaluations.</p>
2025/26	Final Evaluation of the FCPF	Mandatory, minimum requirement for FCPF evaluation, comprising a programme-wide (RF and CF) summative assessment that quantifies the FCPF's results overall, but particularly from the CF. The evaluation would also reference the evaluation of the RF and include a specific focus on non-carbon benefits drawing on the findings from the thematic/influence evaluation.

TBD	Thematic / responsive learning activities and/or evaluations	<p>In line with a responsive approach to learning – standalone studies do not necessarily have to address specific, pre-defined FCPF results or indicators. One-off studies could be commissioned as and when knowledge gaps are identified, or if increasing weight is placed by Participants on particular subjects. For example, the FCPF Charter did not initially place significant emphasis on gender, but the importance of gender within REDD+ – and the FCPF's shortcomings in this domain – are gaining increasing recognition. A discrete learning activity on the FCPF's approach to gender could therefore be warranted.</p> <p>A learning requirement that has been already identified is the need to collect baseline data to provide a measure for future case studies to be included in the influence evaluation and related to non-carbon benefits of FCPF support (2022/23 and 2025/26).</p>
-----	---	---

Annex 1: Lead responsibilities for indicator monitoring, organised by FCPF stakeholder

Lead Monitoring responsibility: RF REDD+ Country Participants		
Result	Indicator	Source
OVERARCHING OUTCOME: Improved governance and transparency for sustainable forest resource management (including REDD+ interventions) within Participant Countries	OV.1B: Number of FCPF supported countries that have in place a National REDD+ Strategy, FREL/FRL, NFMS and SIS	RF Participant progress reports; NDCs / BURs
OUTCOME 1: The Readiness Fund supports the development of capacity within Participant countries to deliver REDD+ and/or access REDD+ finance	1.B: Amount of finance mobilized to support the REDD+ Readiness process (disaggregated by public, private, grants, loans)	RF Participant progress reports
OUTPUT 13: Countries progress adequately on implementation of their R-PP and Grant Agreements	1.3.a: Number of countries that present mid-term progress (MTRs) reports	RF Participant progress reports
	1.3.b: Number of countries that have completed R-PP Component 1: Organize and Consult	
	1.3.c: Number of countries that have completed R-PP Component 2: Prepare the REDD+ Strategy	
	1.3.d: Number of countries that have completed R-PP Component 3: Develop a National FREL	
	1.3.e: Number of countries that have completed R-PP Component 4: Design systems for National Forest Monitoring and Information on Safeguards	
OUTPUT 3.2: FCPF Participant countries test ways to sustain and enhance livelihoods	3.2.b: Number of RF REDD+ Country Participants whose REDD+ Strategies include activities that directly aim to sustain and enhance livelihoods	RF Participant progress reports
OUTPUT 3.3: FCPF Participant countries test ways to conserve biodiversity	3.3.b: Number of RF REDD+ Country Participants whose REDD+ Strategies include activities that directly aim to conserve biodiversity	RF Participant progress reports
OUTCOME 4: Enhanced learning from FCPF on global implementation of REDD+	4.B: Participant Countries' assessment of FCPF's role within and contribution to national REDD+ processes	RF Participant progress reports
OUTPUT 4.3: FCPF knowledge is applied by Participants and other REDD+ practitioners	4.3.a: Extent to which FCPF learning, evidence and knowledge products are used by Participant countries	RF Participant progress reports

Lead Monitoring responsibility: CF REDD+ Country Participants		
Result	Indicator	Source
IMPACT 1: Reduced emissions from deforestation and forest degradation	I.1.A: Number of tons of CO ₂ e emission reductions and removals through CF ER programs	ER Monitoring Reports
	I.1.C: Total forest area re/afforested or restored through CF supported interventions (ha)	ER Monitoring Reports
IMPACT 2: Sustained or enhanced biodiversity and livelihoods for forest dependent men and women	I.2.A: Number of people receiving monetary and/or non-monetary benefits through CF programs (disaggregated by gender)	ER Monitoring Reports
	I.2.B: Amount of protected or conserved areas included in CF programs, if relevant (ha)	
OVERARCHING OUTCOME: Improved governance and transparency for sustainable forest resource management (including REDD+ interventions) within Participant Countries	OV.1B: Number of FCPF supported countries that have in place a National REDD+ Strategy, FREL/FRL, NFMS and SIS	ER Monitoring Reports; NDCs / BURs

OUTCOME 2: The Carbon Fund incentivises the development and delivery of REDD+ ER programs	2.B: Amount of finance mobilized to support delivery of CF ER programs (disaggregated by public, private, ERPs, grants, loans, equity)	ER Monitoring Reports
	2.C: Amount of REDD+ ER payments secured by CF countries through non-FCPF ER schemes	ER Monitoring Reports
	2.D: % of monetary benefits from CF programs shared with beneficiaries (disaggregated by gender, CSOs, IPs, Local Communities)	ER Monitoring Reports
OUTPUT 2.3: Private sector engages with the Carbon Fund	2.3.b: Number of formal partnerships between CF programs and private sector entities (disaggregated by financial, non-financial)	ER Monitoring Reports
OUTPUT 2.4: Countries progress adequately on implementation of their ER Programs	2.4.a: Number of completed CF programs	ERPDS; ERPAs; ER Monitoring Reports
	2.4.b: % of CF program budgets (as per ERPD) covered by secured finance	
	2.4.c: Actual ERs purchased by CF as % of originally committed ERs (as per ERPA)	
OUTPUT 3.2: FCPF Participant countries test ways to sustain and enhance livelihoods	3.2.a: Number of CF programs that test ways to sustain and enhance livelihoods	ER Monitoring Reports
OUTPUT 3.3: FCPF Participant countries test ways to conserve biodiversity	3.3.a: Number of CF programs that test ways to conserve biodiversity	ER Monitoring Reports
OUTCOME 4: Enhanced learning from FCPF on global implementation of REDD+	4.B: Participant Countries' assessment of FCPF's role within and contribution to national REDD+ processes	ER Monitoring Reports
OUTPUT 4.3: FCPF knowledge is applied by Participants and other REDD+ practitioners	4.3.a: Extent to which FCPF learning, evidence and knowledge products are used by Participant countries	ER Monitoring Reports

Lead Monitoring responsibility: FMT

Result	Indicator	Source
IMPACT 1: Reduced emissions from deforestation and forest degradation	1.1.B: Number of tons of CO ₂ e emission reductions and removals through REDD+ interventions in all FCPF supported countries	NDCs / BURs
OUTCOME 1: The Readiness Fund supports the development of capacity within Participant countries to deliver REDD+ and/or access REDD+ finance	1.A: Number of R-Packages endorsed by PC	PC Documentation
	1.2.a: Number of R-PPs endorsed by PC	PC Documentation
OUTPUT 12: Countries demonstrate an adequate plan to achieve preparedness for REDD+ funding	1.2.b: Number of Readiness Preparation Grant agreements signed	
	1.2.c: Value of grant allocations, before signing	
	1.2.d: Value of signed grants	
OUTPUT 13: Countries progress adequately on implementation of their R-PP and Grant Agreements	1.3.f: Readiness Fund disbursement rate	FMT monitoring systems
OUTCOME 2: The Carbon Fund incentivises the development and delivery of REDD+ ER programs	2.A: Number of tons of CO ₂ e emission reductions and removals committed through signed ERPAs	ERPAs
OUTPUT 2.1: Standards and preparations in place for high-quality ER Programs discussed and endorsed by CF Participants and/or PC	2.1.b: Development of CF approach to registries	CF Meeting Documentation
OUTPUT 2.2: Countries have entered into the portfolio of the Carbon Fund	2.2.a: Number of early ideas presented by countries to the CF	CF Meeting Documentation
	2.2.b: Number of ER-PINs presented by countries to the CF	
	2.2.c: Number of countries invited into the CF pipeline	

	2.2.d: Number of countries signing a CF Letter of Intent	
	2.2.e: Number of ERPDs presented by countries to the CF	
	2.2.f: Number of countries accepted into CF portfolio	
	2.2.g: Number of countries that have signed an ERPA with the CF	
OUTPUT 4.1: Knowledge gained during the development and delivery of FCPF activities is disseminated, in line with Communications and Knowledge strategy	4.1.a: Number of knowledge products produced	FMT monitoring
	4.1.b: Number of unique and returning visitors to FCPF website	Web analytics
OUTPUT 4.2: Participants actively engage in South-South learning activities	4.2.a: Number of FCPF-supported S-S learning activities and/or events connecting FCPF countries	Learning activity monitoring reports
	4.2.b: Number of participants in S-S learning activities and/or events connecting FCPF countries (disaggregated by gender, CSOs, IPs)	Learning activity monitoring reports
	4.2.c: % of participants in S-S learning activities indicating that: <ul style="list-style-type: none"> - they acquired new knowledge or skills - they will definitely apply the new knowledge or skills in their work - they have established new connections / networks that they will maintain (disaggregated by gender, CSOs, IPs) 	Learning activity monitoring reports; post-event surveys

Lead Monitoring responsibility: External Evaluation

Result	Indicator	Source
OVERARCHING OUTCOME: Improved governance and transparency for sustainable forest resource management (including REDD+ interventions) within Participant Countries	OV.1B: Extent to which FCPF has influenced REDD+ Country Participants' national approaches to sustainable forest resource management (including among women, women's groups, IPs, CSOs, local communities)	Periodic external 'influence' evaluation
OUTCOME 1: The Readiness Fund supports the development of capacity within Participant countries to deliver REDD+ and/or access REDD+ finance	1.C: Amount of REDD+ ER payments secured by countries with endorsed R-Packages through non-FCPF ER schemes	External evaluation
OUTPUT 2.3: Private sector engages with the Carbon Fund	2.3.a: Extent to which CF programs influence private sector engagement with low / zero deforestation and REDD+ processes	Periodic external 'influence' evaluation
OUTCOME 3: Participant countries strengthen delivery of programming aimed at sustaining or enhancing livelihoods of local communities and/or conserving biodiversity	3.A: Extent to which FCPF processes support Participant country efforts to sustain and enhance livelihoods within REDD+ intervention areas	External 'non-carbon benefits' evaluation
	3.B: Extent to which FCPF processes support Participant country efforts to conserve biodiversity within REDD+ intervention areas	External 'non-carbon benefits' evaluation
OUTCOME 4: Enhanced learning from FCPF on global implementation of REDD+	4.A: Extent to which learning, evidence and knowledge products generated through the FCPF influences other REDD+ programs and practice	Periodic external 'influence' evaluation
OUTPUT 4.1: Knowledge gained during the development and delivery of FCPF activities is disseminated, in line with Communications and Knowledge strategy	4.1.c: Extent to which FCPF learning and evidence influences ongoing FCPF implementation	Periodic external 'influence' evaluation
OUTPUT 4.3: FCPF knowledge is applied by Participants and other REDD+ practitioners	4.3.b: Number of non-FCPF programs and countries that have adopted elements of the FCPF Methodological Framework within their own REDD+ processes	Periodic external 'influence' evaluation

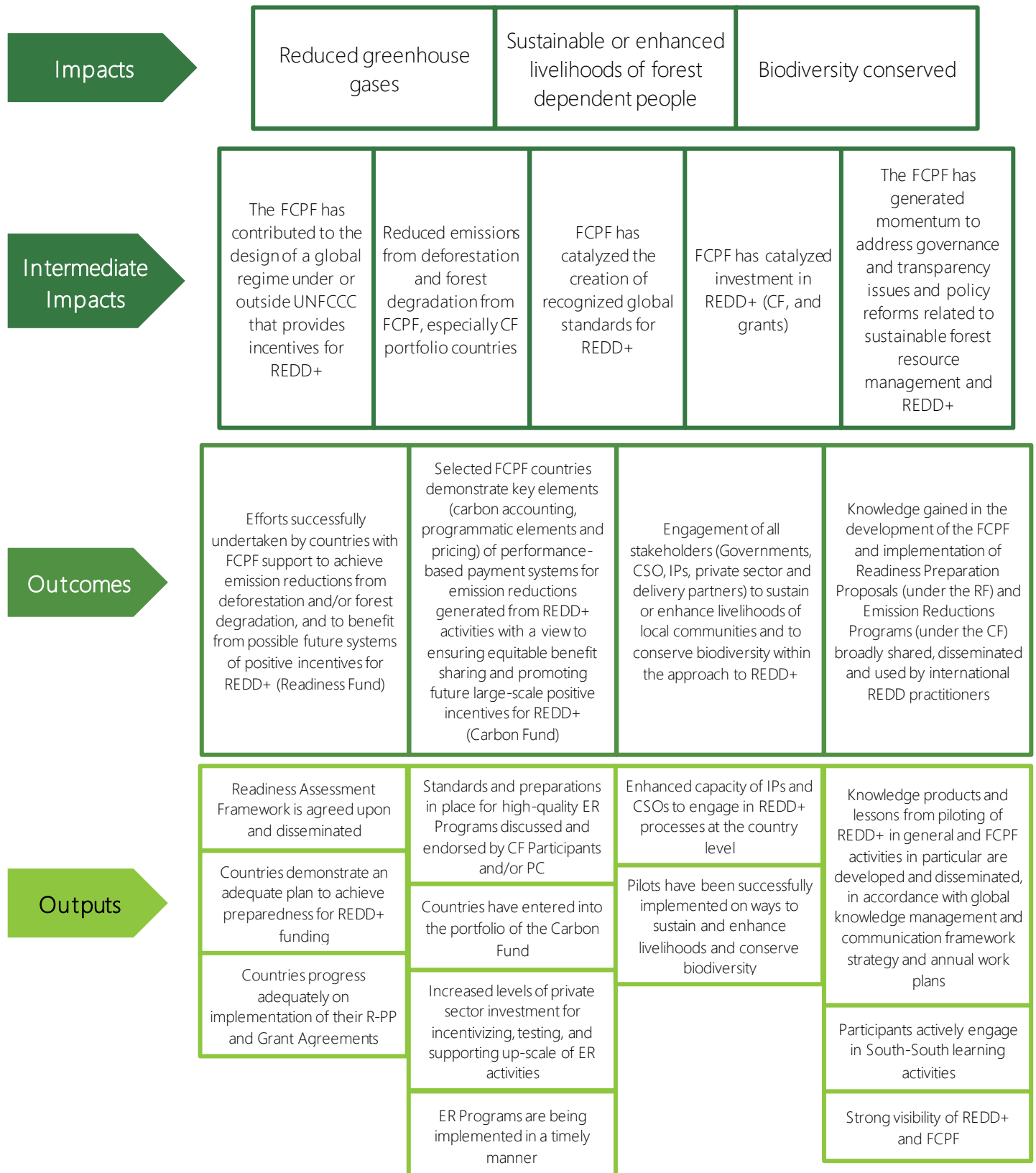
Lead Monitoring responsibility: CBP delivery partners

Result	Indicator	Source
OUTPUT 3.1: Enhanced capacity of IPs and CSOs to engage in REDD+ processes at the country level	3.1.a: Number of participants in CBP-funded activities (disaggregated by gender, CSOs, IPs)	CBP monitoring reports
	3.1.b: % of participants in CBP-funded activities indicating that:	

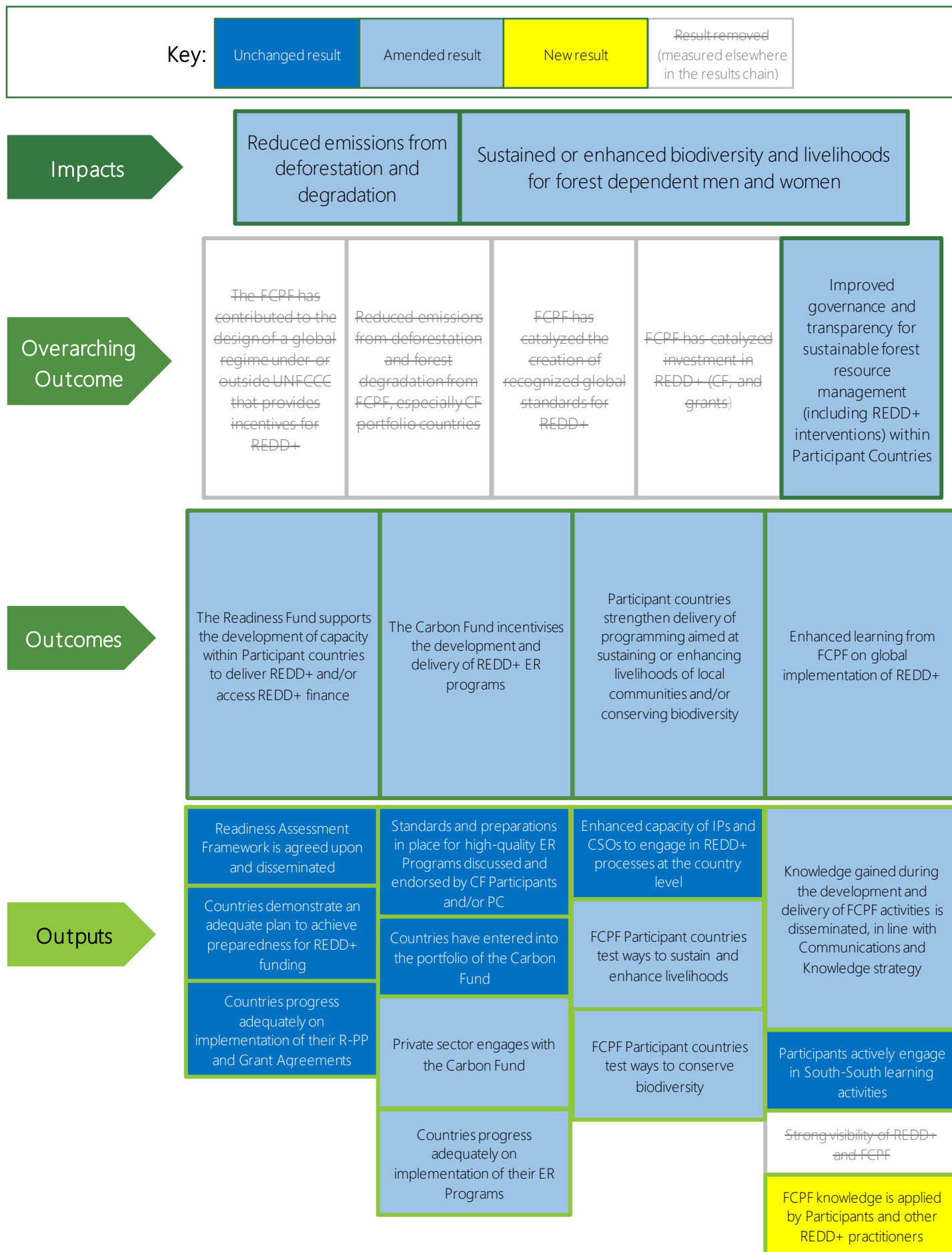
	<ul style="list-style-type: none"> - they have more confidence to engage with REDD+ processes - they will definitely increase their engagement with REDD+ processes (disaggregated by gender, CSOs, IPs) 	
--	--	--

Annex 2: Comparison of original (2013) and revised (2017) results chain

ORIGINAL RESULTS CHAIN (2013)



REVISED RESULTS CHAIN (2017)



Annex 3: RF REDD+ Country Participants Progress Report Template

Significant revisions have been made to the M&E framework, its results chain, and its indicators. The reporting process has also been realigned so as to improve the consistency of reports and reporting periods across all REDD+ Country Participants. **Only a single, annual progress report is now required** (i.e. semi-annual updates are no longer required), but this annual report needs to be submitted by **all** RF REDD+ Country Participants by 15th July of each year, regardless of their stage in the RF process. Any changes going forward to streamline and simplify the progress report will be reported in a timely manner before the next reporting period.



FCPF Readiness Fund: REDD+ Country Participant Annual Progress Report

About this document

This template is for use by Readiness Fund (RF) REDD+ Country Participants to report their annual progress on REDD+ readiness activities in general, and on FCPF-supported activities in particular. The data provided through these reports represents a central information source for measuring progress against the FCPF's expected results and performance indicators, as articulated within the FCPF Monitoring and Evaluation (M&E) Framework.

Report preparation

Reports cover progress through 30th June of each year.

When preparing the report, RF REDD+ Country Participants should draw upon the country M&E system for REDD+ (component 6 of the R-PP) and should consult members of the national REDD task force or equivalent body. Inputs from stakeholders including IPs and CSOs should be integrated, with any divergent views recorded as appropriate. Detailed, indicator-by-indicator definitions and reporting guidance are provided within the FCPF M&E Framework (<https://www.forestcarbonpartnership.org/monitoring-and-evaluation-0>).

Reporting schedule

Completed reports should be submitted to the FCPF's Facility Management Team (FMT) by 15th July every year.

SECTION A: NARRATIVE SUMMARY

1. In brief, what were the main REDD+ readiness-related activities and achievements delivered within your country during the last year?
 - Activities - For example, strategy / policy drafting, stakeholder consultation events, capacity building / training, awareness raising initiatives
 - Achievements - For example, x number of individuals attended REDD+ consultations (sex disaggregated, if available), national REDD+ strategy was finalised, government formally adopted national REDD+ related policy/s, NFMS was established, partnership agreement with private sector association signed
 - Please be as specific as possible, e.g. name, date and number of participants in consultation events (sex disaggregated, if available), name of policy being drafted, institutions involved in policy drafting

2. What were the main REDD+ readiness-related challenges and/or problems during the last year?
- For example, lack of engagement from key stakeholders, political barriers, limited funding

3. What are the main REDD+ readiness-related activities that you hope to deliver, and achievements anticipated during the next year?
- For example, hold x consultation events, submission of R-Package to the PC, finalisation of SIS, commission research into REDD+ strategy options

SECTION B: READINESS PROGRESS

4. Please provide your own assessment of national progress against all REDD+ readiness sub-components:
 (Indicator OV.1.B: Number of FCPF supported countries that have in place a National REDD+ Strategy, FREL/FRL, NFMS and SIS; Output 1.3 indicators)

Progress rating key:

5	Completed	The sub-component has been completed
4	Significant progress	Significant progress
3	Progressing well, further development required	Progressing well, further development required
2	Further development required	Further development required
1	Not yet demonstrating progress	Not yet demonstrating progress
0	N/A	The sub-component is not applicable to our process

Sub-component	Progress rating (mark 'X' as appropriate)	Narrative assessment (briefly explain your rating)
R-PP Component 1: Readiness Organisation and Consultation		
Sub-component 1a: National REDD+ Management Arrangements	5	Completed
	4	Significant progress
	3	Progressing well, further development required
	2	Further development required
	1	Not yet demonstrating progress
	0	N/A
	5	Completed

Sub-component	Progress rating (mark 'X' as appropriate)		Narrative assessment (briefly explain your rating)
Sub-component 1b: Consultation, Participation and Outreach	4	Significant progress	
	3	Progressing well, further development required	
	2	Further development required	
	1	Not yet demonstrating progress	
	0	N/A	
R-PP Component 2: REDD+ Strategy Preparation			
Sub-component 2: REDD+ Strategy	5	Completed	
	4	Significant progress	
	3	Progressing well, further development required	
	2	Further development required	
	1	Not yet demonstrating progress	
	0	N/A	
Sub-component 2a: Assessment of Land Use, Land Use Change Drivers, Forest Law, Policy and Governance	5	Completed	
	4	Significant progress	
	3	Progressing well, further development required	
	2	Further development required	
	1	Not yet demonstrating progress	
	0	N/A	
Sub-component 2b: REDD+ Strategy Options	5	Completed	
	4	Significant progress	
	3	Progressing well, further development required	
	2	Further development required	
	1	Not yet demonstrating progress	
	0	N/A	
Sub-component 2c: Implementation Framework	5	Completed	
	4	Significant progress	
	3	Progressing well, further development required	
	2	Further development required	
	1	Not yet demonstrating progress	
	0	N/A	
Sub-component 2d: Social and Environmental Impacts	5	Completed	
	4	Significant progress	
	3	Progressing well, further development required	
	2	Further development required	
	1	Not yet demonstrating progress	
	0	N/A	
R-PP Component 3: Reference Emissions Level/Reference Levels			
Component 3: Reference Emissions Level/Reference Levels	5	Completed	
	4	Significant progress	
	3	Progressing well, further development required	
	2	Further development required	

Sub-component	Progress rating (mark 'X' as appropriate)		Narrative assessment (briefly explain your rating)
	1	Not yet demonstrating progress	
	0	N/A	
R-PP Component 4: Monitoring Systems for Forests and Safeguards			
Sub-component 4a: National Forest Monitoring System	5	Completed	
	4	Significant progress	
	3	Progressing well, further development required	
	2	Further development required	
	1	Not yet demonstrating progress	
	0	N/A	
Sub-component 4b: Information System for Multiple Benefits, Other Impacts, Governance, and Safeguards	5	Completed	
	4	Significant progress	
	3	Progressing well, further development required	
	2	Further development required	
	1	Not yet demonstrating progress	
	0	N/A	

SECTION C: NON-CARBON BENEFITS

5. Does your national REDD+ Strategy or Action Plan include activities that directly aim to sustain and enhance livelihoods (e.g. one of your program objective/s is explicitly targeted at livelihoods; your approach to non-carbon benefits explicitly incorporates livelihoods)?

(Indicator 3.2.b: Number of RF REDD+ Country Participants whose REDD+ Strategies include activities that directly aim to sustain and enhance livelihoods)

Yes	No	(delete as appropriate)
-----	----	-------------------------

If yes, please provide further detail, including attachments and/or references to the documentation that outlines your approach:

6. Does your national REDD+ Strategy or Action Plan include activities that directly aim to conserve biodiversity (e.g. one of your program objective/s is explicitly targeted at biodiversity conservation; your approach to non-carbon benefits explicitly incorporates biodiversity conservation)?

(Indicator 3.3.b: Number of RF REDD+ Country Participants whose REDD+ Strategies include activities that directly aim to conserve biodiversity)

Yes	No	(delete as appropriate)
-----	----	-------------------------

If yes, please provide further detail, including attachments and/or references to the documentation that outlines your approach

SECTION D: FINANCE

(Please complete in US\$ ONLY)

7. Please detail the amount of all finance received in support of development and delivery of your national REDD+ readiness process since the date that your R-PP was signed. Figures should only include secured finance (i.e. fully committed) – ex ante, (unconfirmed) finance or in-kind contributions should not be included: (Indicator 1.B: Amount of finance received to support the REDD+ Readiness process (disaggregated by public, private, grants, loans))

Amount (US\$)	Source (e.g. FCPF, FIP, name of gov't department)	Date committed (MM/YY)	Public or private finance? (Delete as appropriate)	Grant, loan or other? (Delete as appropriate)
---------------	---	------------------------	--	---

EXAMPLES:

\$500,000	FCPF Readiness Preparation Grant	10/2013	Public/ Private	Grant / Loan / Other
\$250,000	Ministry of Forestry	01/2014	Public/ Private	Grant / Loan / Other

\$			Public/ Private	Grant / Loan / Other
\$			Public/ Private	Grant / Loan / Other
\$			Public/ Private	Grant / Loan / Other
\$			Public/ Private	Grant / Loan / Other
\$			Public/ Private	Grant / Loan / Other
\$			Public/ Private	Grant / Loan / Other

8. Please detail any ex ante (unconfirmed) finance or in-kind contributions that you hope to secure in support of your national REDD+ readiness process:

Amount (US\$)	Source (e.g. FCPF, FIP, name of gov't department)	Public or private finance? (Delete as appropriate)	Grant, loan or other? (Delete as appropriate)
\$		Public/ Private	Grant / Loan / Other
\$		Public/ Private	Grant / Loan / Other
\$		Public/ Private	Grant / Loan / Other
\$		Public/ Private	Grant / Loan / Other
\$		Public/ Private	Grant / Loan / Other
\$		Public/ Private	Grant / Loan / Other

SECTION E: FCPF PERFORMANCE

9. To help build an understanding of the FCPF strengths, weaknesses and contributions to REDD+, please indicate the extent to which you agree with the following statements: (Indicator 4.B: Participant Countries' assessment of FCPF's role within and contribution to national REDD+ processes)

Mark 'X' as appropriate

	Completely disagree	Disagree	Neutral	Agree	Completely agree
The FCPF's support has had a central influence on the development our national REDD+ systems and processes					
The FCPF's support has improved the quality of our national REDD+ systems and processes					
The FCPF's support has improved national capacities to develop and deliver REDD+ projects					
The FCPF's support has helped to ensure substantive involvement of multiple stakeholders (including women, IPs, CSOs and local communities in our national REDD+ systems and processes					

Comments / clarifications, if appropriate:

10. To help assess the usefulness and application of FCPF knowledge products (publications, seminars, learning events, web resources), please indicate the extent to which you agree with the following statements:

(Indicator 4.3.a: Extent to which FCPF learning, evidence and knowledge products are used by Participant countries)

Mark 'X' as appropriate

	Completely disagree	Disagree	Neutral	Agree	Completely agree
We regularly access FCPF knowledge products to obtain REDD+ related information					
FCPF knowledge products are relevant to our REDD+ related information requirements					
FCPF knowledge products are sufficient to address all of our REDD+ related information requirements					
The FCPF website is a useful resource for accessing FCPF and REDD+ related information					

Comments / clarifications, if appropriate:

SECTION F: FINAL COMMENTS

11. If appropriate, please provide any further comments or clarifications relating to your work on REDD+ Readiness during the last year:



Annex 4: Questions for integration within ER Monitoring Report Template

The MRV / Progress Report template for Carbon Fund REDD+ Country Participants is being developed separately from this M&E Framework revision, as part of the main Carbon Fund development process. However, to meet the monitoring requirements within the revised M&E Framework, the following data and questions (or analogous questions) should be covered within the ER Monitoring Report template:

For those indicators⁴ that are linked to the BSPs, results can be reported on an annual basis and they will be reported on through additional mechanisms as well as the MRV/Progress Reports.

The other indicators that will solely be gathered by the CF MRV/Progress Reports will be reported on in line with the reporting schedule determined as the CF portfolio countries come online/ ERPA's are signed.

EMISSION REDUCTIONS

1. Number of tons of CO₂e emission reductions and removals achieved through program
(Indicator I.1.A: Number of tons of CO₂e emission reductions and removals through CF ER programs)

FOREST AREA CHANGES

2. Total forest area re/afforested or restored through program
(Indicator I.1.C: Total forest area re/afforested or restored through CF supported interventions (ha))

FINANCE

3. Update on CF program budget (as originally presented in ERPD), with updated detail on secured (i.e. fully committed) finance, in US\$
(Indicator 2.4.b: % of CF program budgets (as per ERPD) covered by secured finance)
4. Please detail the amount of finance received (including ER payments) in support of development and delivery of your CF program. Figures should only include secured finance (i.e. fully committed): ex ante (unconfirmed) finance or in-kind contributions should not be included:
(Indicator 2.B: Amount of finance received to support delivery of CF ER programs (disaggregated by public, private, ERPs, grants, loans, equity))

Amount (US\$)	Source (e.g. FCPF, FIP, name of gov't department)	Date committed (MM/YY)	Public or private finance? (Delete as appropriate)	ERP, grant, loan, equity or other? (Delete as appropriate)
\$			Public/ Private	ERP / Grant / Loan / Equity / Other
\$			Public/ Private	ERP / Grant / Loan / Equity / Other
\$			Public/ Private	ERP / Grant / Loan / Equity / Other
\$			Public/ Private	ERP / Grant / Loan / Equity / Other
\$			Public/ Private	ERP / Grant / Loan / Equity / Other
\$			Public/ Private	ERP / Grant / Loan / Equity / Other

5. Not including ER payments from the FCPF Carbon Fund, what is the value of REDD+ ER payments that your CF projects have received, and that your country has received overall?
(Indicator 2.C: Amount of REDD+ ER payments secured by CF countries through non-FCPF ER schemes)

⁴ Indicator I.2.A and 2.D

	Total REDD+ ER payments received to date (\$US)
Carbon Fund project/s (i.e. ER payments from sources other than the Carbon Fund)	\$
All other national REDD+ projects	\$

NATIONAL REDD+ STRUCTURES

6. How many formal partnerships have been established between your CF program and private sector entities?

Formal partnerships are defined as:

- The partnership is based on a written MoU (or equivalent), and/or
- The partnership involves tangible financial exchange/s, and/or
- The partnership involves tangible non-financial exchange/s (e.g. in-kind contributions)

(Indicator 23.b: Number of formal partnerships between CF programs and private sector entities (disaggregated by financial, non-financial))

	Established in the last year (Jul-Jun)	Total to date
Number of private sector partnerships involving financial exchange		
Number of private sector partnerships involving non-financial exchange		

NON-CARBON BENEFITS

7. Is your CF program testing ways to sustain and enhance livelihoods (e.g. one of your program objective/s is explicitly targeted at livelihoods; your approach to non-carbon benefits explicitly incorporates livelihoods)?

(Indicator 32.a: Number of CF programs that test ways to sustain and enhance livelihoods)

8. Is your CF program testing ways to conserve biodiversity (e.g. one of your program objective/s is explicitly targeted at biodiversity conservation; your approach to non-carbon benefits explicitly incorporates biodiversity conservation)?

(Indicator 33.a: Number of CF programs that test ways to conserve biodiversity)

9. How many people are receiving monetary and/or non-monetary benefits through your CF program?

(Indicator I.2.A: Number of people receiving monetary and/or non-monetary benefits through CF programs (disaggregated by gender))

	Monetary	Non-monetary	TOTAL
Men			
Women			
TOTAL			

10. What proportion of monetary benefits are being shared with beneficiaries?

(Indicator 2.D: % of monetary benefits from CF programs shared with beneficiaries (disaggregated by gender, CSOs, IPs, Local Communities))

	% of monetary benefits shared
Men	
Women	
TOTAL	

	% of monetary benefits shared
CSOs	
IPs	
Local Communities	
TOTAL	

11. What amount (in ha) of protected or conserved areas are included in your CF program area?

Has this amount increased or decreased in the last year? If so, by how much?

(Indicator I.2.B: Amount of protected or conserved areas included in CF programs, if relevant (ha))

Annex 5: Questions for integration within CBP Reporting Template

CBP Delivery Partners may have their own templates for monitoring and reporting on CBP-funded activities. While CBP Delivery Partners should continue to use their own format and approach, the following questions should be incorporated within those templates to ensure that all FCPF M&E Framework monitoring requirements can be met.

1. How many people participated in the activity?

(Indicator 3.1.a: Number of participants in CBP-funded activities (disaggregated by gender, CSOs, IPs))

	Number of participants
Men	
Women	
TOTAL	

	Number of participants
CSO representatives	
IP representatives	
Representatives from Local Communities	
TOTAL	

2. To help assess the effectiveness of this activity, please indicate the extent to which you agree with the following statements:

(Indicator 3.1.b: % of participants in CBP-funded activities indicating that: they have more confidence to engage with REDD+ processes; they will definitely increase their engagement with REDD+ processes (disaggregated by gender, CSOs, IPs))

	Completely disagree	Disagree	Neutral	Agree	Completely agree
I now have more confidence to engage with REDD+ processes					
I will definitely increase my engagement with REDD+ processes					

Annex 6: Questions for integration within FCPF learning activity monitoring templates

The FMT and/or other FCPF learning activity providers may have their own templates for monitoring and reporting on FCPF learning activities. While providers should continue to use their own format and approach, the following questions should be incorporated within those templates to ensure that all FCPF M&E Framework monitoring requirements can be met.

1. How many people participated in the learning activity?

(Indicator 4.2.b: Number of participants in S-S learning activities and/or events connecting FCPF countries (disaggregated by gender, CSOs, IPs))

	Number of participants
Men	
Women	
TOTAL	

	Number of participants
CSO representatives	
IP representatives	
TOTAL	

2. To help assess the effectiveness of this activity, please indicate the extent to which you agree with the following statements:

(Indicator 4.2.c: % of participants in S-S learning activities indicating that: they acquired new knowledge or skills; they will definitely apply the new knowledge or skills in their work; they have established new connections / networks that they will maintain (disaggregated by gender, CSOs, IPs))

	Completely disagree	Disagree	Neutral	Agree	Completely agree
I have gained new knowledge and/or skills through this activity					
I will definitely apply this new knowledge and/or skills in my work					
I have established new connections / networks as a result of this activity					

Annex 7: Glossary of FCPF and REDD+ terminology

The following definitions are taken directly from the glossaries within the Carbon Fund Methodological Framework (2016), re-presented here for ease of reference.

- **Beneficiaries:** recipients of Monetary and Non-Monetary Benefits identified in the Benefit Sharing Plan. Beneficiaries may include sub-Entities and other relevant stakeholders (including, e.g., forest-dependent Indigenous Peoples and other forest dwellers, affected communities or groups, local civil society organizations, etc.) and may have to be updated from time to time.
- **Benefit-Sharing Plan:** a plan developed by the ER Program Entity in accordance with the ER Program Document and Methodological Framework and submitted to the Trustee on how the ER Program Entity will share the Monetary and Non-Monetary Benefits with Beneficiaries.
- **Emissions:** The release of carbon dioxide into the atmosphere over a specified area and period of time. The release of other greenhouse gases can be considered as feasible.
- **Emission Reductions and Removals (ERs):** difference between the ER Program Reference Level and the ER Program emissions and/or removals which have been measured, reported and verified consistently.
- **Emission Reductions Payment Agreement (ERPA):** an agreement governing the acquisition and transfer of Emission Reductions entered into between the Trustee of the Carbon Fund and a REDD Country Participant or an entity approved by a REDD Country Participant.
- **ER Program:** the program described in the ER Program Document.
- **Feedback and Grievance Redress Mechanism (FGRM):** a mechanism to accept, assess, and resolve stakeholder feedback or complaints related to the preparation and implementation of the ER Program.
- **Forest Monitoring System:** an operational system capable of meeting the data and accuracy requirements of the Methodological Framework used by the ER Program for Monitoring and reporting on ERs or reductions in emissions and increases in removals generated under the ER Program (including the occurrence of any Reversal event).
- **Forest Reference Emission Level or Forest Reference Level:** forest reference emission level and/or forest reference level expressed in tonnes of carbon dioxide equivalent per year that is a benchmark for assessing each country's performance in implementing REDD+ Activities under the UNFCCC.
- **Monetary and Non-Monetary Benefits:** any (1) monetary or non-monetary goods, services or other benefits related to payments received under the ERPA by the ER Program Entity, or funded with such received payments, and (2) other monetary or non-monetary benefits which (i) are directly related to the implementation and operation of the ER Program, (ii) provide a direct incentive to Beneficiaries to help implement the ER Program, and (iii) can be monitored in an objective manner. Such Benefits shall be specified in the ER Program Document, the Benefit-Sharing Plan and, as relevant, the Safeguards Plans.
- **National Forest Monitoring System:** a system used by a REDD+ Country Participant for Monitoring and reporting on REDD+ Activities, programs, projects and interventions related to the implementation of its national REDD+ strategy (in line with the relevant provisions of Decisions 4/CP.15 (Paragraph 71) and 1/CP.16 of the United Nations Framework Convention on Climate Change (UNFCCC)).
- **Non-Carbon Benefits:** any benefits produced by or in relation to the implementation and operation of the ER Program, other than ERs and Monetary and Non-Monetary Benefits, as specified in the ER Program Document, and, as relevant, any Safeguards Plans. Such Non-Carbon Benefits may include, but not be limited to, the improvement of local livelihoods, building of transparent and effective forest governance structures, making progress on securing land tenure, and enhancing or maintaining biodiversity and/or other ecosystem services.
- **REDD+ programs or projects:** a set of interventions aimed at changing the dynamics of deforestation and/or forest degradation and/or increasing forest carbon stocks, within a geographically defined area, in order to reduce emissions and/or increase removals of greenhouse gas emissions associated with these dynamics in order to value these emission reductions or removals in a results-based payment mechanism (carbon market or other).
- **Removals:** removal of carbon dioxide (CO₂) from the atmosphere by a sink.
- **Safeguards Information System (SIS):** A national system for providing information on how the Cancun safeguards are addressed and respected, as contained in UNFCCC Decision 12/CP.17 (<http://unfccc.int/resource/docs/2011/cop17/eng/09a02.pdf#page=16>, page 16/17).
- **Safeguards Plan:** document that describes the actions to be taken by the ER Program Entity during the implementation and operation of the ER Program to eliminate, offset or reduce adverse environmental and social impacts and to enhance positive environmental and social impacts and opportunities in accordance with World Bank requirements. Depending on the results of the World Bank's safeguards due diligence, these documents may include, among others, e.g., an Environmental Management Plan, a Resettlement Action Plan and/or an Indigenous Peoples Plan.